

CHF

2007 Common Humanitarian Fund for Sudan

Summary of Allocations

29-Jan-08

2007 Second Allocation Round

Summary Allocation Tables:

- Donor Contributions
- Allocations by Allocation Type
- Allocations Timeline (by Month)
- Allocations by Planning Region
- Allocations by Sector
- Allocations by Organisation
- Allocations by Sector within Planning Regions
- Allocations by Planning Region within Sectors
- Allocations by Organisation within Planning Regions
- Allocations by Organisation within Sectors
- Allocations by Organisation within Regions and Sectors
- Allocations by Organisation within Sectors and Regions

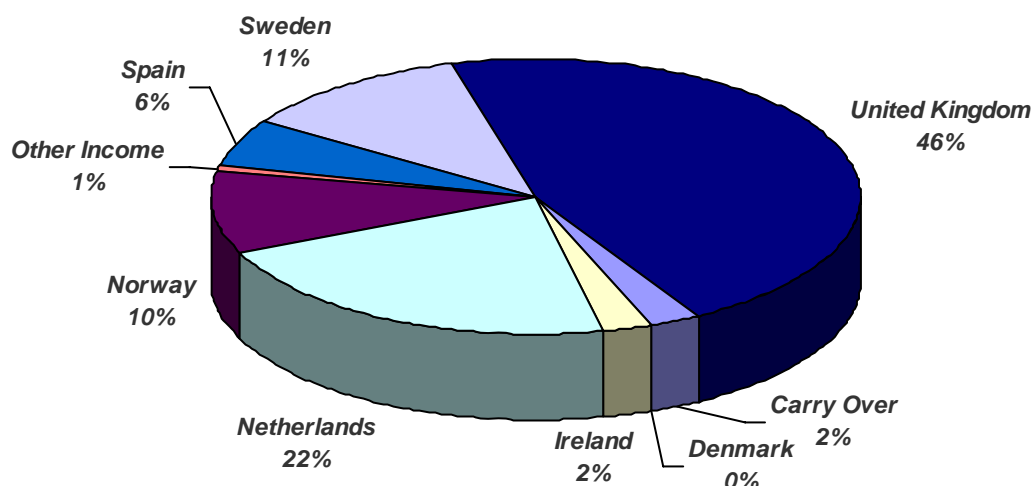
For further information on the Common Humanitarian Fund for Sudan please visit

www.unsudanig.org/workplan/chf

2007 Common Humanitarian Fund for Sudan - Donor Pledges

Tuesday, January 29, 2008

Donor		Amount Pledged in US\$		Paid	Percent of Total
Carry Over			\$4,119,348	\$4,119,348	2.4%
31-Dec-06	\$4,119,348 USD	Disbursed	\$4,119,348	\$4,119,348	
Denmark			\$396,204	\$0	0.2%
22-Dec-07	\$2,000,000 DKK	Firm Pledge	\$396,204	\$0	
Ireland			\$3,891,051	\$3,891,051	2.3%
31-Jan-07	\$3,000,000 EURO	Disbursed	\$3,891,051	\$3,891,051	
Netherlands			\$37,037,000	\$37,037,000	21.6%
05-Dec-07	\$4,938,000 USD	Commitment	\$4,938,000	\$4,938,000	
21-Sep-07	\$8,642,000 USD	Commitment	\$8,642,000	\$8,642,000	
11-Dec-06	\$23,457,000 USD	Disbursed	\$23,457,000	\$23,457,000	
Norway			\$17,042,789	\$13,968,253	10.0%
05-Dec-07	\$17,000,000 NOK	Commitment	\$3,074,536	\$0	
15-Jan-07	\$88,000,000 NOK	Disbursed	\$13,968,253	\$13,968,253	
Other Income			\$961,898	\$961,898	0.6%
01-Jul-07	\$961,898 USD	Disbursed	\$961,898	\$961,898	
Spain			\$9,510,800	\$9,510,800	5.6%
15-Aug-07	\$6,500,000 EURO	Commitment	\$9,510,800	\$9,510,800	
Sweden			\$19,538,287	\$17,166,547	11.4%
15-Nov-07	\$15,000,000 SEK	Firm Pledge	\$2,371,740	\$0	
21-Dec-06	\$120,000,000 SEK	Disbursed	\$17,166,547	\$17,166,547	
United Kingdom			\$78,665,200	\$78,665,200	46.0%
20-Dec-06	\$40,000,000 GBP	Disbursed	\$78,665,200	\$78,665,200	
GRAND TOTAL			\$171,162,577	\$165,320,097	100.0%

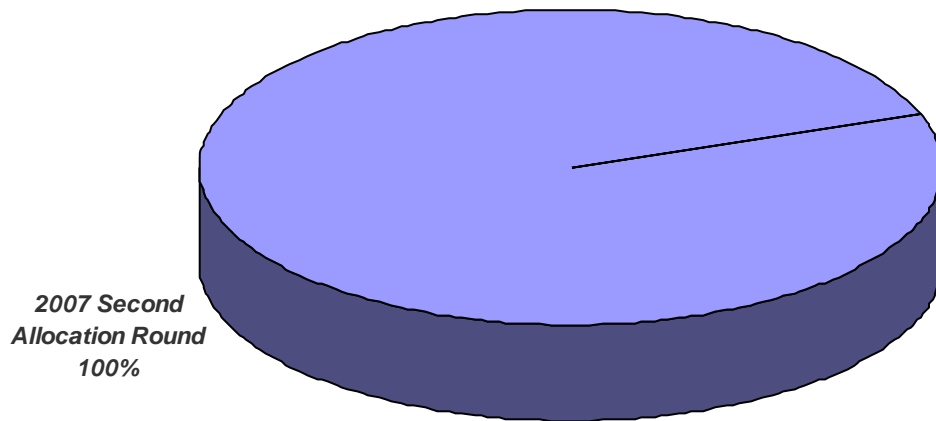


2007 Common Humanitarian Fund for Sudan - Summary by Allocation Type

Tuesday, January 29, 2008

2007 Second Allocation Round

Allocation Type	Amount Allocated	Percent of Total
CHF Standard Allocation	\$43,523,980	100.0%
2007 Second Allocation Round	\$43,523,980	100.0%
GRAND TOTAL	\$43,523,980	100.0%

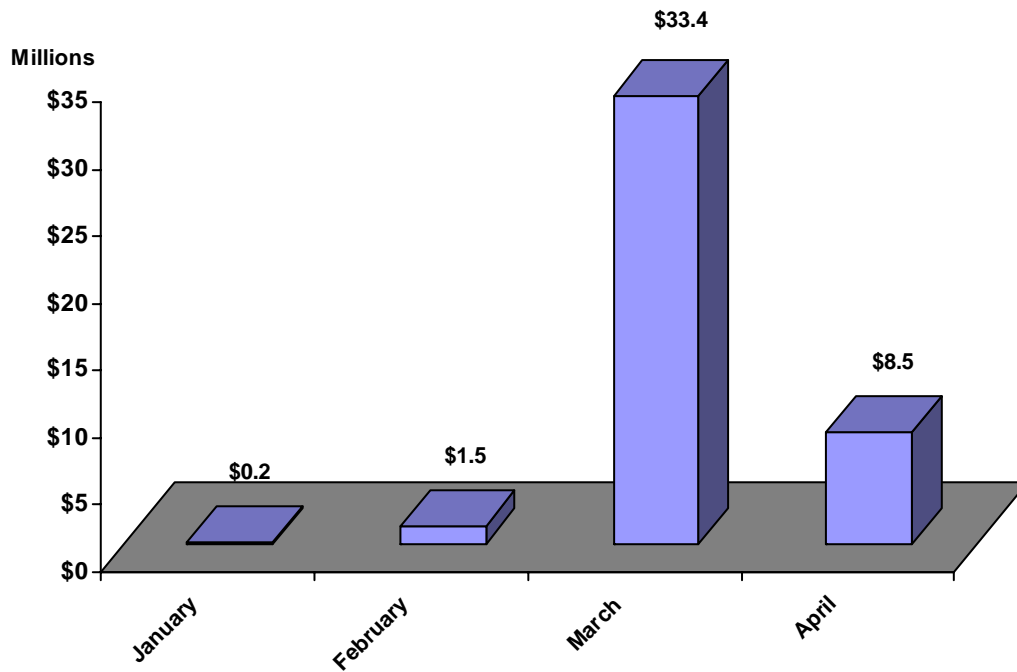


2007 Common Humanitarian Fund for Sudan - Summary by Submission Month

Tuesday, January 29, 2008

2007 Second Allocation Round

Submission Month	Amount Allocated	Percent of Total
CHF Standard Allocation	\$43,523,980	100.0%
January	\$200,000	0.5%
February	\$1,457,869	3.3%
March	\$33,397,111	76.7%
April	\$8,469,000	19.5%
GRAND TOTAL	\$43,523,980	100.0%

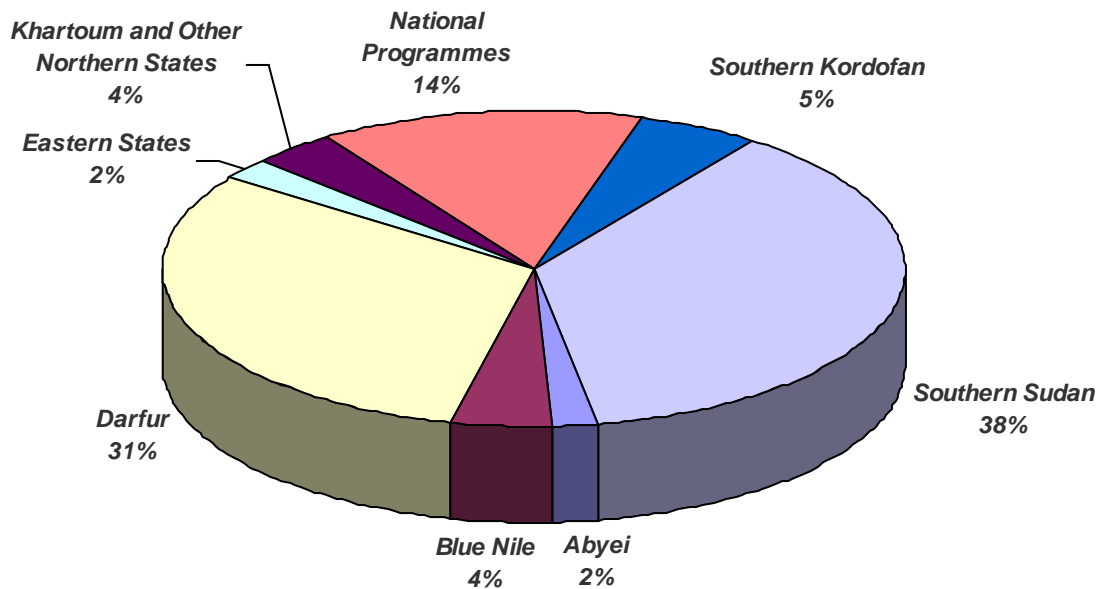


2007 Common Humanitarian Fund for Sudan - Summary by Region

Tuesday, January 29, 2008

2007 Second Allocation Round

Region	Amount Allocated	Percent of Total
Abyei	\$867,375	2.0%
Blue Nile	\$1,879,576	4.3%
Darfur	\$13,612,122	31.3%
Eastern States	\$926,303	2.1%
Khartoum and Other Northern States	\$1,575,000	3.6%
National Programmes	\$6,191,907	14.2%
Southern Kordofan	\$2,251,697	5.2%
Southern Sudan	\$16,220,000	37.3%
GRAND TOTAL	\$43,523,980	100.0%

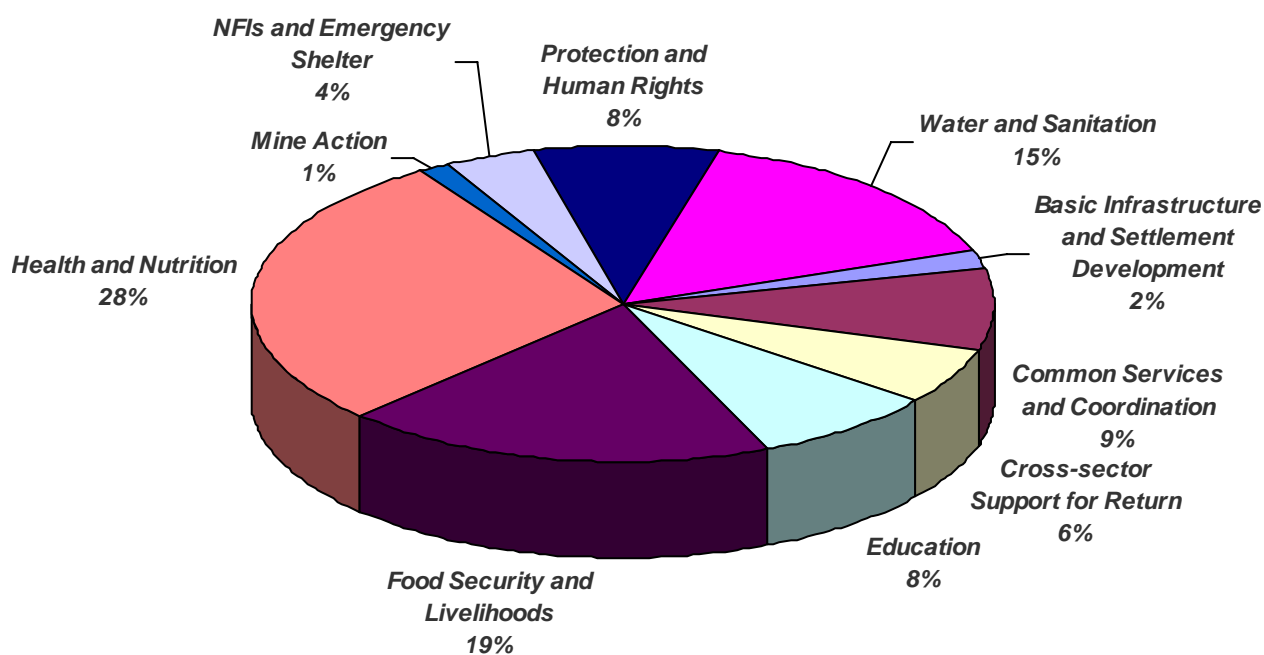


2007 Common Humanitarian Fund for Sudan - Summary by Sector

Tuesday, January 29, 2008

2007 Second Allocation Round

Sector	Amount Allocated	Percent of Total
Basic Infrastructure and Settlement Development	\$800,000	1.8%
Common Services and Coordination	\$3,700,000	8.5%
Cross-sector Support for Return	\$2,531,694	5.8%
Education	\$3,467,375	8.0%
Food Security and Livelihoods	\$8,255,123	19.0%
Health and Nutrition	\$12,265,294	28.2%
Mine Action	\$600,000	1.4%
NFIs and Emergency Shelter	\$1,740,400	4.0%
Protection and Human Rights	\$3,515,000	8.1%
Water and Sanitation	\$6,649,094	15.3%
GRAND TOTAL	\$43,523,980	100.0%



2007 Common Humanitarian Fund for Sudan - Summary by Organisation

Tuesday, January 29, 2008

2007 Second Allocation Round

Organisation	Amount Allocated	Percent of Total
United Nations	\$29,128,941	66.9%
FAO	\$3,688,229	8.5%
IOM	\$3,270,000	7.5%
OCHA	\$1,100,000	2.5%
RCO	\$500,000	1.1%
UNDSS	\$500,000	1.1%
UNFPA	\$917,503	2.1%
UNHCR	\$2,173,694	5.0%
UNICEF	\$9,291,213	21.3%
UNMAS	\$600,000	1.4%
UNOPS	\$300,000	0.7%
WFP	\$5,562,402	12.8%
WFP (UNJLC)	\$400,000	0.9%
WHO	\$825,900	1.9%
National NGOs	\$333,000	0.8%
ADEO	\$320,000	0.7%
SUDO	\$13,000	0.0%
International NGOs	\$14,062,039	32.3%
ACF-USA	\$1,325,600	3.0%
ACTED	\$100,000	0.2%
ADRA	\$341,000	0.8%
AMURT	\$450,000	1.0%
CARE	\$478,665	1.1%
CHF International	\$110,400	0.3%
CMA	\$474,400	1.1%
Concern	\$458,335	1.1%
COOPI	\$154,000	0.4%
CRS	\$664,168	1.5%
DRC	\$0	0.0%
EM-DH	\$125,000	0.3%
FAR	\$350,000	0.8%
GOAL	\$689,168	1.6%
IMC	\$468,752	1.1%
IRC	\$200,000	0.5%
Malaria Consortium	\$1,005,000	2.3%
Malteser	\$79,168	0.2%
Medair	\$1,431,670	3.3%
NCA	\$469,126	1.1%

NRC	\$500,000	1.1%
OXFAM GB	\$510,000	1.2%
PSI	\$200,000	0.5%
SC-UK	\$110,000	0.3%
SC-US	\$395,835	0.9%
Solidarites	\$403,000	0.9%
Tearfund	\$500,000	1.1%
Windle Trust	\$200,000	0.5%
World Relief	\$200,000	0.5%
World Vision	\$1,668,752	3.8%
GRAND TOTAL	\$43,523,980	100.0%

2007 Common Humanitarian Fund for Sudan - Regional Sector Summary

Tuesday, January 29, 2008

2007 Second Allocation Round

Region and Sector	Amount Allocated	Percent of Total
Abyei	\$867,375	2.0%
Education	\$317,375	36.6%
Food Security and Livelihoods	\$170,000	19.6%
Health and Nutrition	\$100,000	11.5%
NFIs and Emergency Shelter	\$30,000	3.5%
Water and Sanitation	\$250,000	28.8%
Blue Nile	\$1,879,576	4.3%
Cross-sector Support for Return	\$331,694	17.6%
Food Security and Livelihoods	\$456,494	24.3%
Health and Nutrition	\$330,894	17.6%
NFIs and Emergency Shelter	\$200,000	10.6%
Protection and Human Rights	\$200,000	10.6%
Water and Sanitation	\$360,494	19.2%
Darfur	\$13,612,122	31.3%
Basic Infrastructure and Settlement Development	\$200,000	1.5%
Common Services and Coordination	\$1,000,000	7.3%
Food Security and Livelihoods	\$4,488,722	33.0%
Health and Nutrition	\$3,500,000	25.7%
NFIs and Emergency Shelter	\$210,400	1.5%
Protection and Human Rights	\$1,460,000	10.7%
Water and Sanitation	\$2,753,000	20.2%
Eastern States	\$926,303	2.1%
Food Security and Livelihoods	\$296,303	32.0%
Health and Nutrition	\$220,000	23.8%
Mine Action	\$100,000	10.8%
Protection and Human Rights	\$130,000	14.0%
Water and Sanitation	\$180,000	19.4%

Khartoum and Other Northern States	\$1,575,000	3.6%
Health and Nutrition	\$425,000	27.0%
NFIs and Emergency Shelter	\$300,000	19.0%
Protection and Human Rights	\$450,000	28.6%
Water and Sanitation	\$400,000	25.4%
National Programmes	\$6,191,907	14.2%
Common Services and Coordination	\$2,000,000	32.3%
Cross-sector Support for Return	\$1,500,000	24.2%
Food Security and Livelihoods	\$691,907	11.2%
Health and Nutrition	\$1,500,000	24.2%
Water and Sanitation	\$500,000	8.1%
Southern Kordofan	\$2,251,697	5.2%
Education	\$800,000	35.5%
Food Security and Livelihoods	\$851,697	37.8%
Protection and Human Rights	\$200,000	8.9%
Water and Sanitation	\$400,000	17.8%
Southern Sudan	\$16,220,000	37.3%
Basic Infrastructure and Settlement Development	\$600,000	3.7%
Common Services and Coordination	\$700,000	4.3%
Cross-sector Support for Return	\$700,000	4.3%
Education	\$2,350,000	14.5%
Food Security and Livelihoods	\$1,300,000	8.0%
Health and Nutrition	\$6,189,400	38.2%
Mine Action	\$500,000	3.1%
NFIs and Emergency Shelter	\$1,000,000	6.2%
Protection and Human Rights	\$1,075,000	6.6%
Water and Sanitation	\$1,805,600	11.1%
GRAND TOTAL	\$43,523,980	100.0%

2007 Common Humanitarian Fund for Sudan - Region by Sector

Tuesday, January 29, 2008

2007 Second Allocation Round

Sector and Region	Amount Allocated	Percent of Total
Basic Infrastructure and Settlement Development	\$800,000	1.8%
Darfur	\$200,000	25.0%
Southern Sudan	\$600,000	75.0%
Common Services and Coordination	\$3,700,000	8.5%
Darfur	\$1,000,000	27.0%
National Programmes	\$2,000,000	54.1%
Southern Sudan	\$700,000	18.9%
Cross-sector Support for Return	\$2,531,694	5.8%
Blue Nile	\$331,694	13.1%
National Programmes	\$1,500,000	59.2%
Southern Sudan	\$700,000	27.6%
Education	\$3,467,375	8.0%
Abyei	\$317,375	9.2%
Southern Kordofan	\$800,000	23.1%
Southern Sudan	\$2,350,000	67.8%
Food Security and Livelihoods	\$8,255,123	19.0%
Abyei	\$170,000	2.1%
Blue Nile	\$456,494	5.5%
Darfur	\$4,488,722	54.4%
Eastern States	\$296,303	3.6%
National Programmes	\$691,907	8.4%
Southern Kordofan	\$851,697	10.3%
Southern Sudan	\$1,300,000	15.7%

Health and Nutrition	\$12,265,294	28.2%
Abyei	\$100,000	0.8%
Blue Nile	\$330,894	2.7%
Darfur	\$3,500,000	28.5%
Eastern States	\$220,000	1.8%
Khartoum and Other Northern States	\$425,000	3.5%
National Programmes	\$1,500,000	12.2%
Southern Sudan	\$6,189,400	50.5%
Mine Action	\$600,000	1.4%
Eastern States	\$100,000	16.7%
Southern Sudan	\$500,000	83.3%
NFIs and Emergency Shelter	\$1,740,400	4.0%
Abyei	\$30,000	1.7%
Blue Nile	\$200,000	11.5%
Darfur	\$210,400	12.1%
Khartoum and Other Northern States	\$300,000	17.2%
Southern Sudan	\$1,000,000	57.5%
Protection and Human Rights	\$3,515,000	8.1%
Blue Nile	\$200,000	5.7%
Darfur	\$1,460,000	41.5%
Eastern States	\$130,000	3.7%
Khartoum and Other Northern States	\$450,000	12.8%
Southern Kordofan	\$200,000	5.7%
Southern Sudan	\$1,075,000	30.6%
Water and Sanitation	\$6,649,094	15.3%
Abyei	\$250,000	3.8%
Blue Nile	\$360,494	5.4%
Darfur	\$2,753,000	41.4%
Eastern States	\$180,000	2.7%
Khartoum and Other Northern States	\$400,000	6.0%
National Programmes	\$500,000	7.5%
Southern Kordofan	\$400,000	6.0%
Southern Sudan	\$1,805,600	27.2%
GRAND TOTAL	\$43,523,980	100.0%

2007 Common Humanitarian Fund for Sudan - Organisation by Region

Tuesday, January 29, 2008

2007 Second Allocation Round

Region and Organisation	Amount Allocated	Percent of Total
Abyei	\$867,375	2.0%
United Nations	\$737,375	85.0%
FAO	\$90,000	10.4%
UNICEF	\$497,375	57.3%
WFP	\$150,000	17.3%
International NGOs	\$130,000	15.0%
GOAL	\$100,000	11.5%
SC-US	\$30,000	3.5%
Blue Nile	\$1,879,576	4.3%
United Nations	\$1,486,576	79.1%
FAO	\$256,494	13.6%
UNHCR	\$531,694	28.3%
UNICEF	\$447,494	23.8%
WFP	\$200,000	10.6%
WHO	\$50,894	2.7%
National NGOs	\$13,000	0.7%
SUDO	\$13,000	0.7%
International NGOs	\$380,000	20.2%
CARE	\$200,000	10.6%
CRS	\$120,000	6.4%
GOAL	\$60,000	3.2%
Darfur	\$13,612,122	31.3%
United Nations	\$9,893,748	72.7%
FAO	\$1,772,400	13.0%
IOM	\$420,000	3.1%
OCHA	\$600,000	4.4%
UNDSS	\$250,000	1.8%
UNFPA	\$687,503	5.1%
UNHCR	\$400,000	2.9%
UNICEF	\$2,368,344	17.4%
UNOPS	\$200,000	1.5%
WFP	\$2,620,495	19.3%
WFP (UNJLC)	\$100,000	0.7%
WHO	\$475,006	3.5%
International NGOs	\$3,718,374	27.3%

ADRA	\$306,000	2.2%
CHF International	\$110,400	0.8%
Concern	\$158,335	1.2%
COOPI	\$154,000	1.1%
CRS	\$329,168	2.4%
DRC	\$0	0.0%
EM-DH	\$100,000	0.7%
GOAL	\$79,168	0.6%
IMC	\$118,752	0.9%
Malteser	\$79,168	0.6%
Medair	\$471,670	3.5%
NCA	\$64,126	0.5%
OXFAM GB	\$510,000	3.7%
SC-US	\$365,835	2.7%
Solidarites	\$153,000	1.1%
World Relief	\$200,000	1.5%
World Vision	\$518,752	3.8%

Eastern States	\$926,303	2.1%
-----------------------	------------------	-------------

United Nations	\$836,303	90.3%
-----------------------	------------------	--------------

FAO	\$196,303	21.2%
UNHCR	\$52,000	5.6%
UNICEF	\$293,000	31.6%
UNMAS	\$100,000	10.8%
WFP	\$150,000	16.2%
WHO	\$45,000	4.9%

International NGOs	\$90,000	9.7%
---------------------------	-----------------	-------------

CRS	\$90,000	9.7%
-----	----------	------

Khartoum and Other Northern States	\$1,575,000	3.6%
---	--------------------	-------------

United Nations	\$1,130,000	71.7%
-----------------------	--------------------	--------------

IOM	\$350,000	22.2%
UNHCR	\$190,000	12.1%
UNICEF	\$435,000	27.6%
WFP (UNJLC)	\$100,000	6.3%
WHO	\$55,000	3.5%

International NGOs	\$445,000	28.3%
---------------------------	------------------	--------------

ADRA	\$35,000	2.2%
CARE	\$145,000	9.2%
EM-DH	\$25,000	1.6%
FAR	\$100,000	6.3%
Malaria Consortium	\$55,000	3.5%

Medair	\$55,000	3.5%
SC-UK	\$30,000	1.9%
National Programmes	\$6,191,907	14.2%
United Nations	\$6,191,907	100.0%
FAO	\$400,000	6.5%
IOM	\$1,400,000	22.6%
OCHA	\$500,000	8.1%
UNDSS	\$250,000	4.0%
UNHCR	\$200,000	3.2%
UNICEF	\$1,900,000	30.7%
WFP	\$1,541,907	24.9%
Southern Kordofan	\$2,251,697	5.2%
United Nations	\$1,703,032	75.6%
FAO	\$473,032	21.0%
UNICEF	\$830,000	36.9%
WFP	\$400,000	17.8%
International NGOs	\$548,665	24.4%
CARE	\$133,665	5.9%
FAR	\$50,000	2.2%
Medair	\$15,000	0.7%
NCA	\$50,000	2.2%
NRC	\$300,000	13.3%
Southern Sudan	\$16,220,000	37.3%
United Nations	\$7,150,000	44.1%
FAO	\$500,000	3.1%
IOM	\$1,100,000	6.8%
RCO	\$500,000	3.1%
UNFPA	\$230,000	1.4%
UNHCR	\$800,000	4.9%
UNICEF	\$2,520,000	15.5%
UNMAS	\$500,000	3.1%
UNOPS	\$100,000	0.6%
WFP	\$500,000	3.1%
WFP (UNJLC)	\$200,000	1.2%
WHO	\$200,000	1.2%
National NGOs	\$320,000	2.0%
ADEO	\$320,000	2.0%
International NGOs	\$8,750,000	53.9%
ACF-USA	\$1,325,600	8.2%

ACTED	\$100,000	0.6%
AMURT	\$450,000	2.8%
CARE	\$0	0.0%
CMA	\$474,400	2.9%
Concern	\$300,000	1.8%
CRS	\$125,000	0.8%
FAR	\$200,000	1.2%
GOAL	\$450,000	2.8%
IMC	\$350,000	2.2%
IRC	\$200,000	1.2%
Malaria Consortium	\$950,000	5.9%
Medair	\$890,000	5.5%
NCA	\$355,000	2.2%
NRC	\$200,000	1.2%
PSI	\$200,000	1.2%
SC-UK	\$80,000	0.5%
Solidarites	\$250,000	1.5%
Tearfund	\$500,000	3.1%
Windle Trust	\$200,000	1.2%
World Vision	\$1,150,000	7.1%

GRAND TOTAL	\$43,523,980	100.0%
--------------------	---------------------	---------------

2007 Common Humanitarian Fund for Sudan - Organisation by Sector

Tuesday, January 29, 2008

2007 Second Allocation Round

Sector and Organisation	Amount Allocated	Percent of Total
Basic Infrastructure and Settlement Development	\$800,000	1.8%
United Nations	\$700,000	87.5%
IOM	\$400,000	50.0%
UNOPS	\$300,000	37.5%
International NGOs	\$100,000	12.5%
ACTED	\$100,000	12.5%
Common Services and Coordination	\$3,700,000	8.5%
United Nations	\$3,700,000	100.0%
OCHA	\$1,100,000	29.7%
RCO	\$500,000	13.5%
UNDSS	\$500,000	13.5%
UNFPA	\$150,000	4.1%
WFP	\$1,250,000	33.8%
WFP (UNJLC)	\$200,000	5.4%
Cross-sector Support for Return	\$2,531,694	5.8%
United Nations	\$2,531,694	100.0%
IOM	\$1,600,000	63.2%
UNHCR	\$731,694	28.9%
UNICEF	\$200,000	7.9%
Education	\$3,467,375	8.0%
United Nations	\$2,517,375	72.6%
UNHCR	\$200,000	5.8%
UNICEF	\$2,047,375	59.0%
WFP	\$270,000	7.8%
International NGOs	\$950,000	27.4%
AMURT	\$450,000	13.0%
NRC	\$300,000	8.7%
Windle Trust	\$200,000	5.8%
Food Security and Livelihoods	\$8,255,123	19.0%
United Nations	\$6,826,458	82.7%
FAO	\$3,688,229	44.7%
WFP	\$3,138,229	38.0%

International NGOs	\$1,428,665	17.3%
ACF-USA	\$400,000	4.8%
CARE	\$128,665	1.6%
CRS	\$250,000	3.0%
DRC	\$0	0.0%
FAR	\$250,000	3.0%
World Relief	\$200,000	2.4%
World Vision	\$200,000	2.4%
Health and Nutrition	\$12,265,294	28.2%
United Nations	\$5,800,920	47.3%
IOM	\$400,000	3.3%
UNFPA	\$467,503	3.8%
UNHCR	\$200,000	1.6%
UNICEF	\$3,003,344	24.5%
WFP	\$904,173	7.4%
WHO	\$825,900	6.7%
National NGOs	\$320,000	2.6%
ADEO	\$320,000	2.6%
International NGOs	\$6,144,374	50.1%
ACF-USA	\$600,000	4.9%
CMA	\$474,400	3.9%
Concern	\$458,335	3.7%
CRS	\$79,168	0.6%
EM-DH	\$25,000	0.2%
GOAL	\$689,168	5.6%
IMC	\$368,752	3.0%
IRC	\$200,000	1.6%
Malaria Consortium	\$1,005,000	8.2%
Malteser	\$79,168	0.6%
Medair	\$1,171,670	9.6%
NCA	\$64,126	0.5%
PSI	\$200,000	1.6%
SC-US	\$110,835	0.9%
Tearfund	\$500,000	4.1%
World Vision	\$118,752	1.0%
Mine Action	\$600,000	1.4%
United Nations	\$600,000	100.0%
UNMAS	\$600,000	100.0%

NFIs and Emergency Shelter	\$1,740,400	4.0%
United Nations	\$830,000	47.7%
IOM	\$200,000	11.5%
UNHCR	\$200,000	11.5%
UNICEF	\$230,000	13.2%
WFP (UNJLC)	\$200,000	11.5%
International NGOs	\$910,400	52.3%
CARE	\$200,000	11.5%
CHF International	\$110,400	6.3%
CRS	\$125,000	7.2%
Medair	\$90,000	5.2%
NCA	\$125,000	7.2%
SC-UK	\$80,000	4.6%
SC-US	\$30,000	1.7%
World Vision	\$150,000	8.6%
Protection and Human Rights	\$3,515,000	8.1%
United Nations	\$2,755,000	78.4%
IOM	\$670,000	19.1%
UNFPA	\$300,000	8.5%
UNHCR	\$842,000	24.0%
UNICEF	\$943,000	26.8%
International NGOs	\$760,000	21.6%
ADRA	\$35,000	1.0%
CARE	\$45,000	1.3%
EM-DH	\$100,000	2.8%
IMC	\$100,000	2.8%
NRC	\$200,000	5.7%
SC-UK	\$30,000	0.9%
World Vision	\$250,000	7.1%
Water and Sanitation	\$6,649,094	15.3%
United Nations	\$2,867,494	43.1%
UNICEF	\$2,867,494	43.1%
National NGOs	\$13,000	0.2%
SUDO	\$13,000	0.2%
International NGOs	\$3,768,600	56.7%
ACF-USA	\$325,600	4.9%
ADRA	\$306,000	4.6%
CARE	\$105,000	1.6%
COOPI	\$154,000	2.3%

CRS	\$210,000	3.2%
FAR	\$100,000	1.5%
Medair	\$170,000	2.6%
NCA	\$280,000	4.2%
OXFAM GB	\$510,000	7.7%
SC-US	\$255,000	3.8%
Solidarites	\$403,000	6.1%
World Vision	\$950,000	14.3%

GRAND TOTAL	\$43,523,980	100.0%
--------------------	---------------------	---------------

2007 Common Humanitarian Fund for Sudan - Organisation by Region and Sector

Tuesday, January 29, 2008

2007 Second Allocation Round

Region, Sector and Organisation	<i>Abyei</i>	Amount Allocated	Percent of Total
Abyei		\$867,375	2.0%
Education		\$317,375	36.6%
United Nations		\$317,375	36.6%
UNICEF		\$247,375	28.5%
WFP		\$70,000	8.1%
Food Security and Livelihoods		\$170,000	19.6%
United Nations		\$170,000	19.6%
FAO		\$90,000	10.4%
WFP		\$80,000	9.2%
Health and Nutrition		\$100,000	11.5%
International NGOs		\$100,000	11.5%
GOAL		\$100,000	11.5%
NFIs and Emergency Shelter		\$30,000	3.5%
International NGOs		\$30,000	3.5%
SC-US		\$30,000	3.5%
Water and Sanitation		\$250,000	28.8%
United Nations		\$250,000	28.8%
UNICEF		\$250,000	28.8%
<hr/>			
Blue Nile		\$1,879,576	4.3%
Cross-sector Support for Return		\$331,694	17.6%
United Nations		\$331,694	17.6%
UNHCR		\$331,694	17.6%
Food Security and Livelihoods		\$456,494	24.3%
United Nations		\$456,494	24.3%
FAO		\$256,494	13.6%
WFP		\$200,000	10.6%
Health and Nutrition		\$330,894	17.6%
United Nations		\$270,894	14.4%
UNICEF		\$220,000	11.7%
WHO		\$50,894	2.7%
International NGOs		\$60,000	3.2%
GOAL		\$60,000	3.2%

NFIs and Emergency Shelter	\$200,000	10.6%
International NGOs	\$200,000	10.6%
CARE	\$200,000	10.6%
Protection and Human Rights	\$200,000	10.6%
United Nations	\$200,000	10.6%
UNHCR	\$200,000	10.6%
Water and Sanitation	\$360,494	19.2%
United Nations	\$227,494	12.1%
UNICEF	\$227,494	12.1%
National NGOs	\$13,000	0.7%
SUDO	\$13,000	0.7%
International NGOs	\$120,000	6.4%
CRS	\$120,000	6.4%
Darfur	\$13,612,122	31.3%
Basic Infrastructure and Settlement Development	\$200,000	1.5%
United Nations	\$200,000	1.5%
UNOPS	\$200,000	1.5%
Common Services and Coordination	\$1,000,000	7.3%
United Nations	\$1,000,000	7.3%
OCHA	\$600,000	4.4%
UNDSS	\$250,000	1.8%
UNFPA	\$150,000	1.1%
Food Security and Livelihoods	\$4,488,722	33.0%
United Nations	\$3,838,722	28.2%
FAO	\$1,772,400	13.0%
WFP	\$2,066,322	15.2%
International NGOs	\$650,000	4.8%
CRS	\$250,000	1.8%
DRC	\$0	0.0%
World Relief	\$200,000	1.5%
World Vision	\$200,000	1.5%
Health and Nutrition	\$3,500,000	25.7%
United Nations	\$2,375,026	17.4%
UNFPA	\$237,503	1.7%
UNICEF	\$1,108,344	8.1%
WFP	\$554,173	4.1%
WHO	\$475,006	3.5%

International NGOs	\$1,124,974	8.3%
Concern	\$158,335	1.2%
CRS	\$79,168	0.6%
GOAL	\$79,168	0.6%
IMC	\$118,752	0.9%
Malteser	\$79,168	0.6%
Medair	\$316,670	2.3%
NCA	\$64,126	0.5%
SC-US	\$110,835	0.8%
World Vision	\$118,752	0.9%
NFIs and Emergency Shelter	\$210,400	1.5%
United Nations	\$100,000	0.7%
WFP (UNJLC)	\$100,000	0.7%
International NGOs	\$110,400	0.8%
CHF International	\$110,400	0.8%
Protection and Human Rights	\$1,460,000	10.7%
United Nations	\$1,360,000	10.0%
IOM	\$420,000	3.1%
UNFPA	\$300,000	2.2%
UNHCR	\$400,000	2.9%
UNICEF	\$240,000	1.8%
International NGOs	\$100,000	0.7%
EM-DH	\$100,000	0.7%
Water and Sanitation	\$2,753,000	20.2%
United Nations	\$1,020,000	7.5%
UNICEF	\$1,020,000	7.5%
International NGOs	\$1,733,000	12.7%
ADRA	\$306,000	2.2%
COOPI	\$154,000	1.1%
Medair	\$155,000	1.1%
OXFAM GB	\$510,000	3.7%
SC-US	\$255,000	1.9%
Solidarites	\$153,000	1.1%
World Vision	\$200,000	1.5%
Eastern States	\$926,303	2.1%
Food Security and Livelihoods	\$296,303	32.0%
United Nations	\$296,303	32.0%
FAO	\$196,303	21.2%
WFP	\$100,000	10.8%

Health and Nutrition	\$220,000	23.8%
United Nations	\$220,000	23.8%
UNICEF	\$125,000	13.5%
WFP	\$50,000	5.4%
WHO	\$45,000	4.9%
Mine Action	\$100,000	10.8%
United Nations	\$100,000	10.8%
UNMAS	\$100,000	10.8%
Protection and Human Rights	\$130,000	14.0%
United Nations	\$130,000	14.0%
UNHCR	\$52,000	5.6%
UNICEF	\$78,000	8.4%
Water and Sanitation	\$180,000	19.4%
United Nations	\$90,000	9.7%
UNICEF	\$90,000	9.7%
International NGOs	\$90,000	9.7%
CRS	\$90,000	9.7%
<hr/>		
Khartoum and Other Northern States	\$1,575,000	3.6%
Health and Nutrition	\$425,000	27.0%
United Nations	\$290,000	18.4%
IOM	\$100,000	6.3%
UNICEF	\$135,000	8.6%
WHO	\$55,000	3.5%
International NGOs	\$135,000	8.6%
EM-DH	\$25,000	1.6%
Malaria Consortium	\$55,000	3.5%
Medair	\$55,000	3.5%
NFIs and Emergency Shelter	\$300,000	19.0%
United Nations	\$300,000	19.0%
IOM	\$200,000	12.7%
WFP (UNJLC)	\$100,000	6.3%
Protection and Human Rights	\$450,000	28.6%
United Nations	\$340,000	21.6%
IOM	\$50,000	3.2%
UNHCR	\$190,000	12.1%
UNICEF	\$100,000	6.3%
International NGOs	\$110,000	7.0%

ADRA	\$35,000	2.2%
CARE	\$45,000	2.9%
SC-UK	\$30,000	1.9%
Water and Sanitation	\$400,000	25.4%
United Nations	\$200,000	12.7%
UNICEF	\$200,000	12.7%
International NGOs	\$200,000	12.7%
CARE	\$100,000	6.3%
FAR	\$100,000	6.3%
<hr/>		
National Programmes	\$6,191,907	14.2%
Common Services and Coordination	\$2,000,000	32.3%
United Nations	\$2,000,000	32.3%
OCHA	\$500,000	8.1%
UNDSS	\$250,000	4.0%
WFP	\$1,250,000	20.2%
Cross-sector Support for Return	\$1,500,000	24.2%
United Nations	\$1,500,000	24.2%
IOM	\$1,100,000	17.8%
UNHCR	\$200,000	3.2%
UNICEF	\$200,000	3.2%
Food Security and Livelihoods	\$691,907	11.2%
United Nations	\$691,907	11.2%
FAO	\$400,000	6.5%
WFP	\$291,907	4.7%
Health and Nutrition	\$1,500,000	24.2%
United Nations	\$1,500,000	24.2%
IOM	\$300,000	4.8%
UNICEF	\$1,200,000	19.4%
Water and Sanitation	\$500,000	8.1%
United Nations	\$500,000	8.1%
UNICEF	\$500,000	8.1%
<hr/>		
Southern Kordofan	\$2,251,697	5.2%
Education	\$800,000	35.5%
United Nations	\$500,000	22.2%
UNICEF	\$300,000	13.3%

WFP	\$200,000	8.9%
International NGOs	\$300,000	13.3%
NRC	\$300,000	13.3%
Food Security and Livelihoods	\$851,697	37.8%
United Nations	\$673,032	29.9%
FAO	\$473,032	21.0%
WFP	\$200,000	8.9%
International NGOs	\$178,665	7.9%
CARE	\$128,665	5.7%
FAR	\$50,000	2.2%
Protection and Human Rights	\$200,000	8.9%
United Nations	\$200,000	8.9%
UNICEF	\$200,000	8.9%
Water and Sanitation	\$400,000	17.8%
United Nations	\$330,000	14.7%
UNICEF	\$330,000	14.7%
International NGOs	\$70,000	3.1%
CARE	\$5,000	0.2%
Medair	\$15,000	0.7%
NCA	\$50,000	2.2%
<hr/>		
Southern Sudan	\$16,220,000	37.3%
Basic Infrastructure and Settlement Development	\$600,000	3.7%
United Nations	\$500,000	3.1%
IOM	\$400,000	2.5%
UNOPS	\$100,000	0.6%
International NGOs	\$100,000	0.6%
ACTED	\$100,000	0.6%
Common Services and Coordination	\$700,000	4.3%
United Nations	\$700,000	4.3%
RCO	\$500,000	3.1%
WFP (UNJLC)	\$200,000	1.2%
Cross-sector Support for Return	\$700,000	4.3%
United Nations	\$700,000	4.3%
IOM	\$500,000	3.1%
UNHCR	\$200,000	1.2%

Education	\$2,350,000	14.5%
United Nations	\$1,700,000	10.5%
UNHCR	\$200,000	1.2%
UNICEF	\$1,500,000	9.2%
International NGOs	\$650,000	4.0%
AMURT	\$450,000	2.8%
Windle Trust	\$200,000	1.2%
Food Security and Livelihoods	\$1,300,000	8.0%
United Nations	\$700,000	4.3%
FAO	\$500,000	3.1%
WFP	\$200,000	1.2%
International NGOs	\$600,000	3.7%
ACF-USA	\$400,000	2.5%
FAR	\$200,000	1.2%
Health and Nutrition	\$6,189,400	38.2%
United Nations	\$1,145,000	7.1%
UNFPA	\$230,000	1.4%
UNHCR	\$200,000	1.2%
UNICEF	\$215,000	1.3%
WFP	\$300,000	1.8%
WHO	\$200,000	1.2%
National NGOs	\$320,000	2.0%
ADEO	\$320,000	2.0%
International NGOs	\$4,724,400	29.1%
ACF-USA	\$600,000	3.7%
CMA	\$474,400	2.9%
Concern	\$300,000	1.8%
GOAL	\$450,000	2.8%
IMC	\$250,000	1.5%
IRC	\$200,000	1.2%
Malaria Consortium	\$950,000	5.9%
Medair	\$800,000	4.9%
PSI	\$200,000	1.2%
Tearfund	\$500,000	3.1%
Mine Action	\$500,000	3.1%
United Nations	\$500,000	3.1%
UNMAS	\$500,000	3.1%
NFIs and Emergency Shelter	\$1,000,000	6.2%
United Nations	\$430,000	2.7%
IOM	\$0	0.0%
UNHCR	\$200,000	1.2%

UNICEF	\$230,000	1.4%
International NGOs	\$570,000	3.5%
CARE	\$0	0.0%
CRS	\$125,000	0.8%
Medair	\$90,000	0.6%
NCA	\$125,000	0.8%
SC-UK	\$80,000	0.5%
World Vision	\$150,000	0.9%
Protection and Human Rights	\$1,075,000	6.6%
United Nations	\$525,000	3.2%
IOM	\$200,000	1.2%
UNICEF	\$325,000	2.0%
International NGOs	\$550,000	3.4%
IMC	\$100,000	0.6%
NRC	\$200,000	1.2%
World Vision	\$250,000	1.5%
Water and Sanitation	\$1,805,600	11.1%
United Nations	\$250,000	1.5%
UNICEF	\$250,000	1.5%
International NGOs	\$1,555,600	9.6%
ACF-USA	\$325,600	2.0%
NCA	\$230,000	1.4%
Solidarites	\$250,000	1.5%
World Vision	\$750,000	4.6%
GRAND TOTAL	\$43,523,980	100.0%

2007 Common Humanitarian Fund for Sudan - Organisation by Sector and Region

Tuesday, January 29, 2008

2007 Second Allocation Round

Basic Infrastructure and Settlement Development	\$800,000	1.8%
Darfur	\$200,000	100.0%
United Nations	\$200,000	100.0%
UNOPS	\$200,000	100.0%
<hr/>		
Southern Sudan	\$600,000	100.0%
United Nations	\$500,000	83.3%
IOM	\$400,000	66.7%
UNOPS	\$100,000	16.7%
International NGOs	\$100,000	16.7%
ACTED	\$100,000	16.7%
<hr/>		
Common Services and Coordination	\$3,700,000	8.5%
Darfur	\$1,000,000	100.0%
United Nations	\$1,000,000	100.0%
OCHA	\$600,000	60.0%
UNDSS	\$250,000	25.0%
UNFPA	\$150,000	15.0%
<hr/>		
National Programmes	\$2,000,000	100.0%
United Nations	\$2,000,000	100.0%
OCHA	\$500,000	25.0%
UNDSS	\$250,000	12.5%
WFP	\$1,250,000	62.5%
<hr/>		
Southern Sudan	\$700,000	100.0%
United Nations	\$700,000	100.0%
RCO	\$500,000	71.4%
WFP (UNJLC)	\$200,000	28.6%
<hr/>		

Cross-sector Support for Return	\$2,531,694	5.8%
Blue Nile	\$331,694	100.0%
United Nations	\$331,694	100.0%
UNHCR	\$331,694	100.0%
National Programmes	\$1,500,000	100.0%
United Nations	\$1,500,000	100.0%
IOM	\$1,100,000	73.3%
UNHCR	\$200,000	13.3%
UNICEF	\$200,000	13.3%
Southern Sudan	\$700,000	100.0%
United Nations	\$700,000	100.0%
IOM	\$500,000	71.4%
UNHCR	\$200,000	28.6%
Education	\$3,467,375	8.0%
Abyei	\$317,375	100.0%
United Nations	\$317,375	100.0%
UNICEF	\$247,375	77.9%
WFP	\$70,000	22.1%
Southern Kordofan	\$800,000	100.0%
United Nations	\$500,000	62.5%
UNICEF	\$300,000	37.5%
WFP	\$200,000	25.0%
International NGOs	\$300,000	37.5%
NRC	\$300,000	37.5%
Southern Sudan	\$2,350,000	100.0%
United Nations	\$1,700,000	72.3%
UNHCR	\$200,000	8.5%
UNICEF	\$1,500,000	63.8%
International NGOs	\$650,000	27.7%
AMURT	\$450,000	19.1%
Windle Trust	\$200,000	8.5%

Food Security and Livelihoods	\$8,255,123	19.0%
Abyei	\$170,000	100.0%
United Nations	\$170,000	100.0%
FAO	\$90,000	52.9%
WFP	\$80,000	47.1%
Blue Nile	\$456,494	100.0%
United Nations	\$456,494	100.0%
FAO	\$256,494	56.2%
WFP	\$200,000	43.8%
Darfur	\$4,488,722	100.0%
United Nations	\$3,838,722	85.5%
FAO	\$1,772,400	39.5%
WFP	\$2,066,322	46.0%
International NGOs	\$650,000	14.5%
CRS	\$250,000	5.6%
DRC	\$0	0.0%
World Relief	\$200,000	4.5%
World Vision	\$200,000	4.5%
Eastern States	\$296,303	100.0%
United Nations	\$296,303	100.0%
FAO	\$196,303	66.3%
WFP	\$100,000	33.7%
National Programmes	\$691,907	100.0%
United Nations	\$691,907	100.0%
FAO	\$400,000	57.8%
WFP	\$291,907	42.2%
Southern Kordofan	\$851,697	100.0%
United Nations	\$673,032	79.0%
FAO	\$473,032	55.5%

WFP	\$200,000	23.5%
International NGOs	\$178,665	21.0%
CARE	\$128,665	15.1%
FAR	\$50,000	5.9%

Southern Sudan	\$1,300,000	100.0%
United Nations	\$700,000	53.8%
FAO	\$500,000	38.5%
WFP	\$200,000	15.4%
International NGOs	\$600,000	46.2%
ACF-USA	\$400,000	30.8%
FAR	\$200,000	15.4%

Health and Nutrition	\$12,265,294	28.2%
Abyei	\$100,000	100.0%
International NGOs	\$100,000	100.0%
GOAL	\$100,000	100.0%

Blue Nile	\$330,894	100.0%
United Nations	\$270,894	81.9%
UNICEF	\$220,000	66.5%
WHO	\$50,894	15.4%
International NGOs	\$60,000	18.1%
GOAL	\$60,000	18.1%

Darfur	\$3,500,000	100.0%
United Nations	\$2,375,026	67.9%
UNFPA	\$237,503	6.8%
UNICEF	\$1,108,344	31.7%
WFP	\$554,173	15.8%
WHO	\$475,006	13.6%
International NGOs	\$1,124,974	32.1%
Concern	\$158,335	4.5%
CRS	\$79,168	2.3%
GOAL	\$79,168	2.3%
IMC	\$118,752	3.4%
Malteser	\$79,168	2.3%

Medair	\$316,670	9.0%
NCA	\$64,126	1.8%
SC-US	\$110,835	3.2%
World Vision	\$118,752	3.4%

Eastern States	\$220,000	100.0%
-----------------------	------------------	---------------

United Nations	\$220,000	100.0%
UNICEF	\$125,000	56.8%
WFP	\$50,000	22.7%
WHO	\$45,000	20.5%

Khartoum and Other Northern States	\$425,000	100.0%
---	------------------	---------------

United Nations	\$290,000	68.2%
IOM	\$100,000	23.5%
UNICEF	\$135,000	31.8%
WHO	\$55,000	12.9%
International NGOs	\$135,000	31.8%
EM-DH	\$25,000	5.9%
Malaria Consortium	\$55,000	12.9%
Medair	\$55,000	12.9%

National Programmes	\$1,500,000	100.0%
----------------------------	--------------------	---------------

United Nations	\$1,500,000	100.0%
IOM	\$300,000	20.0%
UNICEF	\$1,200,000	80.0%

Southern Sudan	\$6,189,400	100.0%
-----------------------	--------------------	---------------

United Nations	\$1,145,000	18.5%
UNFPA	\$230,000	3.7%
UNHCR	\$200,000	3.2%
UNICEF	\$215,000	3.5%
WFP	\$300,000	4.8%
WHO	\$200,000	3.2%
National NGOs	\$320,000	5.2%
ADEO	\$320,000	5.2%
International NGOs	\$4,724,400	76.3%
ACF-USA	\$600,000	9.7%
CMA	\$474,400	7.7%
Concern	\$300,000	4.8%

GOAL	\$450,000	7.3%
IMC	\$250,000	4.0%
IRC	\$200,000	3.2%
Malaria Consortium	\$950,000	15.3%
Medair	\$800,000	12.9%
PSI	\$200,000	3.2%
Tearfund	\$500,000	8.1%

Mine Action	\$600,000	1.4%
--------------------	------------------	-------------

Eastern States	\$100,000	100.0%
-----------------------	------------------	---------------

United Nations	\$100,000	100.0%
----------------	-----------	--------

UNMAS	\$100,000	100.0%
-------	-----------	--------

Southern Sudan	\$500,000	100.0%
-----------------------	------------------	---------------

United Nations	\$500,000	100.0%
----------------	-----------	--------

UNMAS	\$500,000	100.0%
-------	-----------	--------

NFIs and Emergency Shelter	\$1,740,400	4.0%
-----------------------------------	--------------------	-------------

Abyei	\$30,000	100.0%
--------------	-----------------	---------------

International NGOs	\$30,000	100.0%
--------------------	----------	--------

SC-US	\$30,000	100.0%
-------	----------	--------

Blue Nile	\$200,000	100.0%
------------------	------------------	---------------

International NGOs	\$200,000	100.0%
--------------------	-----------	--------

CARE	\$200,000	100.0%
------	-----------	--------

Darfur	\$210,400	100.0%
---------------	------------------	---------------

United Nations	\$100,000	47.5%
----------------	-----------	-------

WFP (UNJLC)	\$100,000	47.5%
-------------	-----------	-------

International NGOs	\$110,400	52.5%
--------------------	-----------	-------

CHF International	\$110,400	52.5%
-------------------	-----------	-------

Khartoum and Other Northern States	\$300,000	100.0%
United Nations	\$300,000	100.0%
IOM	\$200,000	66.7%
WFP (UNJLC)	\$100,000	33.3%

Southern Sudan	\$1,000,000	100.0%
United Nations	\$430,000	43.0%
IOM	\$0	0.0%
UNHCR	\$200,000	20.0%
UNICEF	\$230,000	23.0%
International NGOs	\$570,000	57.0%
CARE	\$0	0.0%
CRS	\$125,000	12.5%
Medair	\$90,000	9.0%
NCA	\$125,000	12.5%
SC-UK	\$80,000	8.0%
World Vision	\$150,000	15.0%

Protection and Human Rights	\$3,515,000	8.1%
------------------------------------	--------------------	-------------

Blue Nile	\$200,000	100.0%
United Nations	\$200,000	100.0%
UNHCR	\$200,000	100.0%

Darfur	\$1,460,000	100.0%
United Nations	\$1,360,000	93.2%
IOM	\$420,000	28.8%
UNFPA	\$300,000	20.5%
UNHCR	\$400,000	27.4%
UNICEF	\$240,000	16.4%
International NGOs	\$100,000	6.8%
EM-DH	\$100,000	6.8%

Eastern States	\$130,000	100.0%
United Nations	\$130,000	100.0%
UNHCR	\$52,000	40.0%
UNICEF	\$78,000	60.0%

Khartoum and Other Northern States	\$450,000	100.0%
United Nations	\$340,000	75.6%
IOM	\$50,000	11.1%
UNHCR	\$190,000	42.2%
UNICEF	\$100,000	22.2%
International NGOs	\$110,000	24.4%
ADRA	\$35,000	7.8%
CARE	\$45,000	10.0%
SC-UK	\$30,000	6.7%

Southern Kordofan	\$200,000	100.0%
United Nations	\$200,000	100.0%
UNICEF	\$200,000	100.0%

Southern Sudan	\$1,075,000	100.0%
United Nations	\$525,000	48.8%
IOM	\$200,000	18.6%
UNICEF	\$325,000	30.2%
International NGOs	\$550,000	51.2%
IMC	\$100,000	9.3%
NRC	\$200,000	18.6%
World Vision	\$250,000	23.3%

Water and Sanitation	\$6,649,094	15.3%
-----------------------------	--------------------	--------------

Abyei	\$250,000	100.0%
United Nations	\$250,000	100.0%
UNICEF	\$250,000	100.0%

Blue Nile	\$360,494	100.0%
United Nations	\$227,494	63.1%
UNICEF	\$227,494	63.1%
National NGOs	\$13,000	3.6%
SUDO	\$13,000	3.6%
International NGOs	\$120,000	33.3%
CRS	\$120,000	33.3%

Darfur	\$2,753,000	100.0%
United Nations	\$1,020,000	37.1%
UNICEF	\$1,020,000	37.1%
International NGOs	\$1,733,000	62.9%
ADRA	\$306,000	11.1%
COOPI	\$154,000	5.6%
Medair	\$155,000	5.6%
OXFAM GB	\$510,000	18.5%
SC-US	\$255,000	9.3%
Solidarites	\$153,000	5.6%
World Vision	\$200,000	7.3%

Eastern States	\$180,000	100.0%
United Nations	\$90,000	50.0%
UNICEF	\$90,000	50.0%
International NGOs	\$90,000	50.0%
CRS	\$90,000	50.0%

Khartoum and Other Northern States	\$400,000	100.0%
United Nations	\$200,000	50.0%
UNICEF	\$200,000	50.0%
International NGOs	\$200,000	50.0%
CARE	\$100,000	25.0%
FAR	\$100,000	25.0%

National Programmes	\$500,000	100.0%
United Nations	\$500,000	100.0%
UNICEF	\$500,000	100.0%

Southern Kordofan	\$400,000	100.0%
United Nations	\$330,000	82.5%
UNICEF	\$330,000	82.5%
International NGOs	\$70,000	17.5%
CARE	\$5,000	1.3%
Medair	\$15,000	3.8%
NCA	\$50,000	12.5%

Southern Sudan	\$1,805,600	100.0%
United Nations	\$250,000	13.8%
UNICEF	\$250,000	13.8%
International NGOs	\$1,555,600	86.2%
ACF-USA	\$325,600	18.0%
NCA	\$230,000	12.7%
Solidarites	\$250,000	13.8%
World Vision	\$750,000	41.5%

GRAND TOTAL	\$43,523,980	100.0%
--------------------	---------------------	---------------