

CHF

2007 Common Humanitarian Fund for Sudan

Summary of Allocations

29-Jan-08

Summary Allocation Tables:

- Donor Contributions
- Allocations by Allocation Type
- Allocations Timeline (by Month)
- Allocations by Planning Region
- Allocations by Sector
- Allocations by Organisation
- Allocations by Sector within Planning Regions
- Allocations by Planning Region within Sectors
- Allocations by Organisation within Planning Regions
- Allocations by Organisation within Sectors
- Allocations by Organisation within Regions and Sectors
- Allocations by Organisation within Sectors and Regions

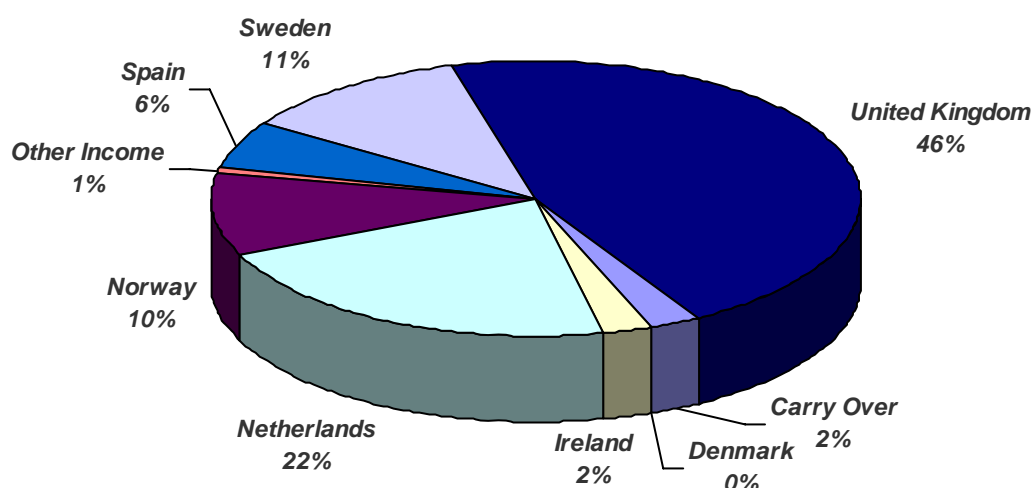
For further information on the Common Humanitarian Fund for Sudan please visit

www.unsudanig.org/workplan/chf

2007 Common Humanitarian Fund for Sudan - Donor Pledges

Tuesday, January 29, 2008

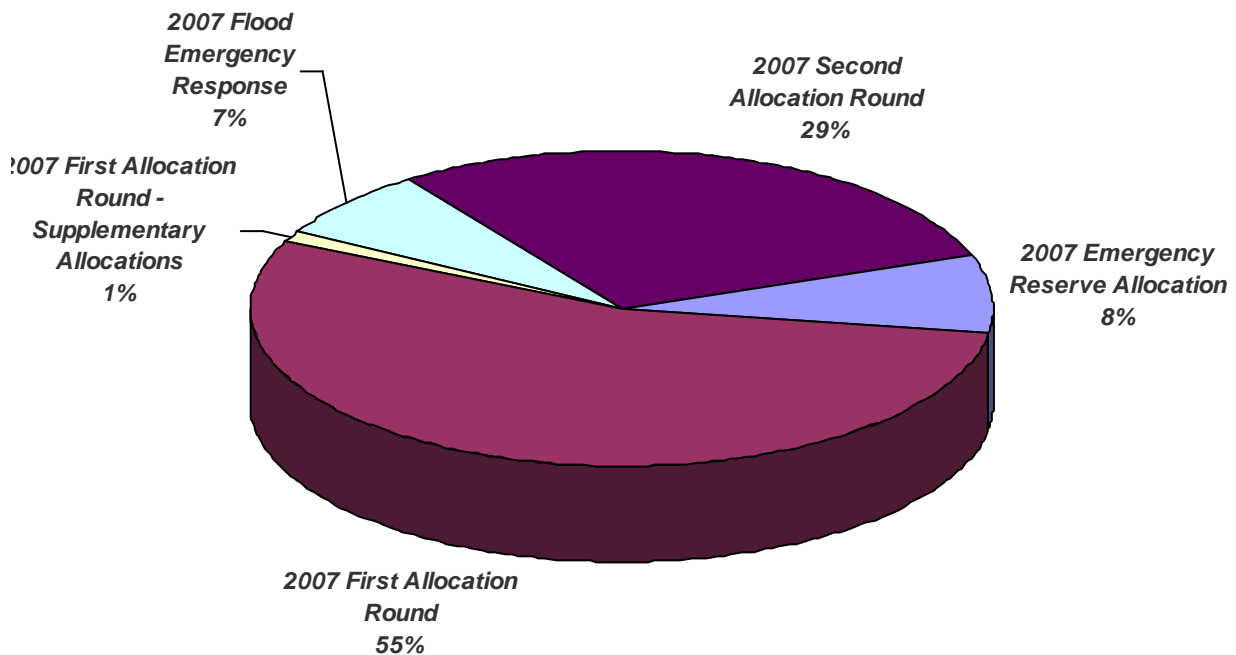
Donor			Amount Pledged in US\$	Paid	Percent of Total
Carry Over			\$4,119,348	\$4,119,348	2.4%
31-Dec-06	\$4,119,348 USD	Disbursed	\$4,119,348	\$4,119,348	
Denmark			\$396,204	\$0	0.2%
22-Dec-07	\$2,000,000 DKK	Firm Pledge	\$396,204	\$0	
Ireland			\$3,891,051	\$3,891,051	2.3%
31-Jan-07	\$3,000,000 EURO	Disbursed	\$3,891,051	\$3,891,051	
Netherlands			\$37,037,000	\$37,037,000	21.6%
05-Dec-07	\$4,938,000 USD	Commitment	\$4,938,000	\$4,938,000	
21-Sep-07	\$8,642,000 USD	Commitment	\$8,642,000	\$8,642,000	
11-Dec-06	\$23,457,000 USD	Disbursed	\$23,457,000	\$23,457,000	
Norway			\$17,042,789	\$13,968,253	10.0%
05-Dec-07	\$17,000,000 NOK	Commitment	\$3,074,536	\$0	
15-Jan-07	\$88,000,000 NOK	Disbursed	\$13,968,253	\$13,968,253	
Other Income			\$961,898	\$961,898	0.6%
01-Jul-07	\$961,898 USD	Disbursed	\$961,898	\$961,898	
Spain			\$9,510,800	\$9,510,800	5.6%
15-Aug-07	\$6,500,000 EURO	Commitment	\$9,510,800	\$9,510,800	
Sweden			\$19,538,287	\$17,166,547	11.4%
15-Nov-07	\$15,000,000 SEK	Firm Pledge	\$2,371,740	\$0	
21-Dec-06	\$120,000,000 SEK	Disbursed	\$17,166,547	\$17,166,547	
United Kingdom			\$78,665,200	\$78,665,200	46.0%
20-Dec-06	\$40,000,000 GBP	Disbursed	\$78,665,200	\$78,665,200	
GRAND TOTAL			\$171,162,577	\$165,320,097	100.0%



2007 Common Humanitarian Fund for Sudan - Summary by Allocation Type

Tuesday, January 29, 2008

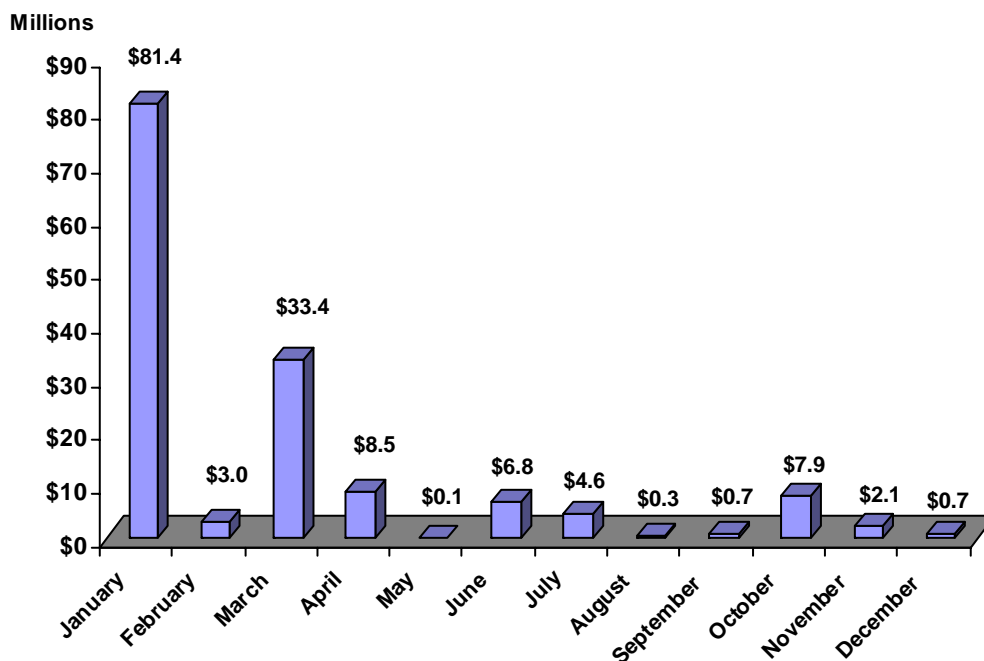
Allocation Type	Amount Allocated	Percent of Total
CHF Standard Allocation	\$126,419,026	84.7%
2007 First Allocation Round	\$81,402,745	54.6%
2007 First Allocation Round - Supplementary Allocations	\$1,492,301	1.0%
2007 Second Allocation Round	\$43,523,980	29.2%
CHF Emergency Reserve Allocation	\$22,789,695	15.3%
2007 Emergency Reserve Allocation	\$11,929,695	8.0%
2007 Flood Emergency Response	\$10,860,000	7.3%
GRAND TOTAL	\$149,208,721	100.0%



2007 Common Humanitarian Fund for Sudan - Summary by Submission Month

Tuesday, January 29, 2008

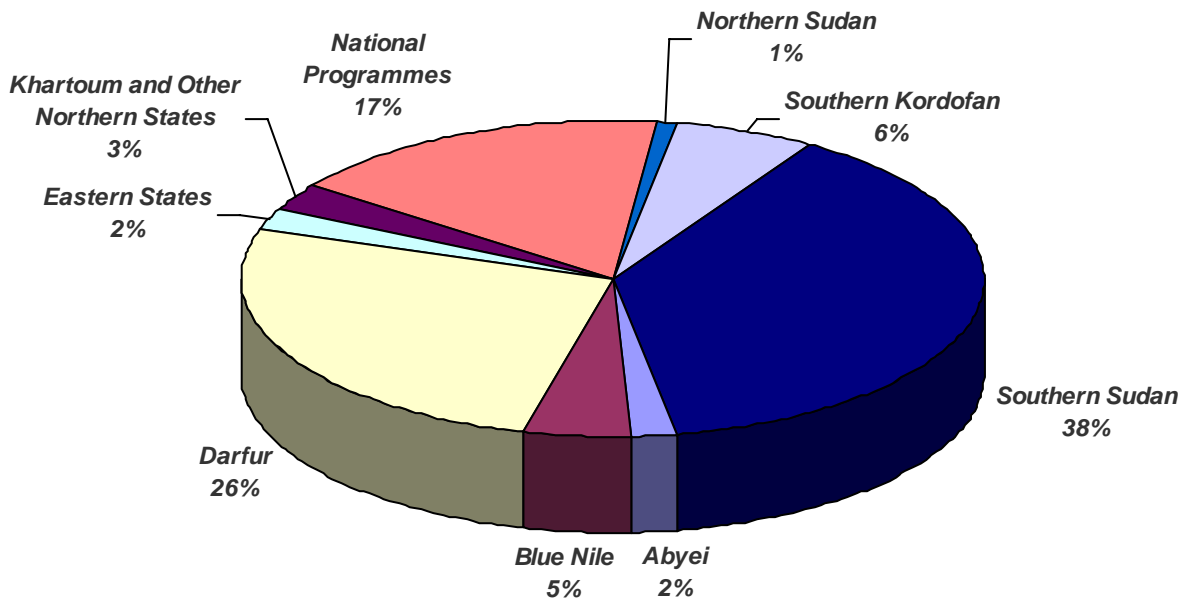
Submission Month	Amount Allocated	Percent of Total
CHF Standard Allocation		
	\$126,419,026	84.7%
January	\$81,352,745	54.5%
February	\$2,950,170	2.0%
March	\$33,397,111	22.4%
April	\$8,469,000	5.7%
October	\$250,000	0.2%
CHF Emergency Reserve Allocation		
	\$22,789,695	15.3%
May	\$64,530	0.0%
June	\$6,773,447	4.5%
July	\$4,580,000	3.1%
August	\$280,000	0.2%
September	\$737,718	0.5%
October	\$7,600,000	5.1%
November	\$2,100,000	1.4%
December	\$654,000	0.4%
GRAND TOTAL		
	\$149,208,721	100.0%



2007 Common Humanitarian Fund for Sudan - Summary by Region

Tuesday, January 29, 2008

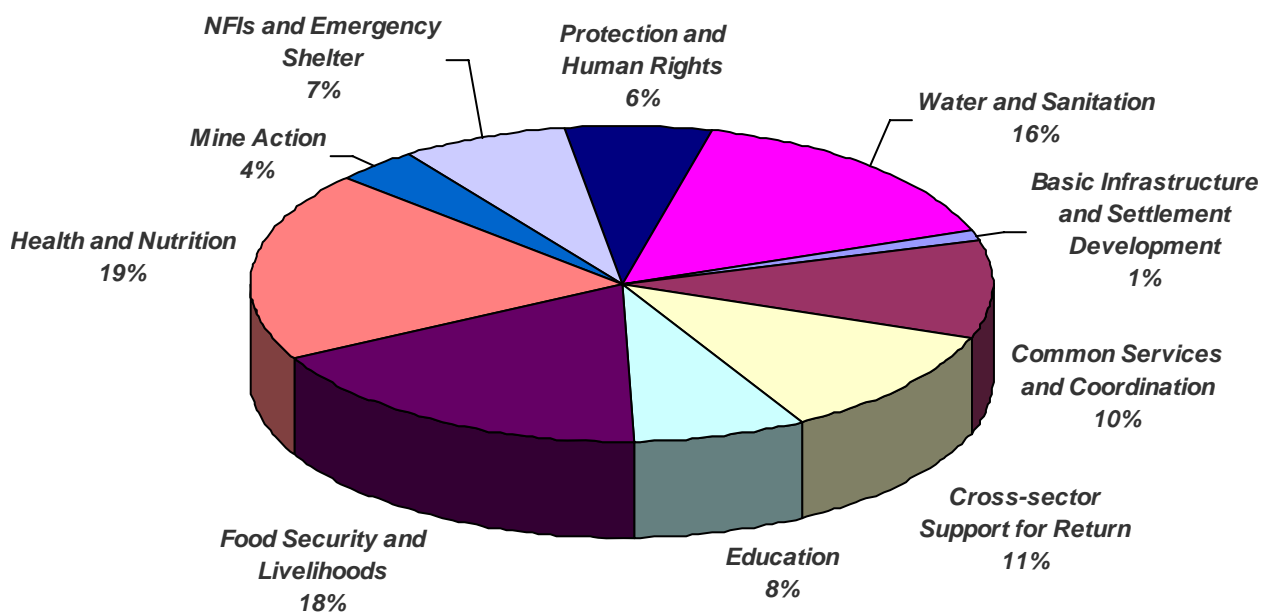
Region	Amount Allocated	Percent of Total
Abyei	\$2,694,695	1.8%
Blue Nile	\$7,057,977	4.7%
Darfur	\$39,060,671	26.2%
Eastern States	\$3,416,690	2.3%
Khartoum and Other Northern States	\$3,990,152	2.7%
National Programmes	\$25,415,354	17.0%
Northern Sudan	\$1,200,000	0.8%
Southern Kordofan	\$9,218,182	6.2%
Southern Sudan	\$57,155,000	38.3%
GRAND TOTAL	\$149,208,721	100.0%



2007 Common Humanitarian Fund for Sudan - Summary by Sector

Tuesday, January 29, 2008

Sector	Amount Allocated	Percent of Total
Basic Infrastructure and Settlement Development	\$1,775,000	1.2%
Common Services and Coordination	\$14,641,977	9.8%
Cross-sector Support for Return	\$17,111,694	11.5%
Education	\$11,278,076	7.6%
Food Security and Livelihoods	\$26,597,048	17.8%
Health and Nutrition	\$28,795,494	19.3%
Mine Action	\$5,326,059	3.6%
NFIs and Emergency Shelter	\$11,050,035	7.4%
Protection and Human Rights	\$9,273,369	6.2%
Water and Sanitation	\$23,359,969	15.7%
GRAND TOTAL	\$149,208,721	100.0%



2007 Common Humanitarian Fund for Sudan - Summary by Organisation

Tuesday, January 29, 2008

Organisation	Amount Allocated	Percent of Total
United Nations	\$112,940,612	75.7%
FAO	\$15,203,154	10.2%
IOM	\$15,240,000	10.2%
OCHA	\$6,650,000	4.5%
ORCHC	\$2,273,447	1.5%
RCO	\$2,450,000	1.6%
UNDP	\$150,000	0.1%
UNDP (on behalf of OCHA)	\$64,530	0.0%
UNDSS	\$940,000	0.6%
UNFPA	\$2,967,503	2.0%
UNHCR	\$10,092,063	6.8%
UNICEF	\$32,910,443	22.1%
UNMAS	\$4,669,525	3.1%
UNOPS	\$550,000	0.4%
WFP	\$11,504,402	7.7%
WFP (UNJLC)	\$2,025,000	1.4%
WHO	\$5,250,545	3.5%
National NGOs	\$418,000	0.3%
ADEO	\$320,000	0.2%
SUDO	\$98,000	0.1%
International NGOs	\$35,850,109	24.0%
ACF-USA	\$1,825,600	1.2%
ACTED	\$400,000	0.3%
ADRA	\$686,000	0.5%
AMURT	\$1,220,000	0.8%
CARE	\$3,057,985	2.0%
CHF International	\$340,400	0.2%
CMA	\$474,400	0.3%
Concern	\$658,335	0.4%
COOPI	\$604,000	0.4%
CRS	\$1,857,301	1.2%
DRC	\$0	0.0%
EM-DH	\$335,000	0.2%
FAR	\$725,000	0.5%
GOAL	\$901,168	0.6%
HelpAge	\$64,600	0.0%
Humedica	\$437,718	0.3%
IA Sweden	\$200,000	0.1%

IMC	\$1,482,711	1.0%
INTERSOS	\$200,000	0.1%
IRC	\$710,000	0.5%
IRD	\$209,150	0.1%
Islamic RW	\$770,000	0.5%
Johanniter	\$300,000	0.2%
Malaria Consortium	\$1,973,000	1.3%
Malteser	\$79,168	0.1%
Medair	\$2,301,670	1.5%
MERCY CORPS	\$200,000	0.1%
Merlin	\$40,000	0.0%
NCA	\$1,283,126	0.9%
NRC	\$1,500,000	1.0%
OXFAM GB	\$1,420,700	1.0%
PACT	\$1,186,000	0.8%
PAI	\$300,000	0.2%
PSI	\$200,000	0.1%
Samaritan's Purse	\$200,000	0.1%
SC-UK	\$760,000	0.5%
SC-US	\$890,835	0.6%
Solidarites	\$1,078,000	0.7%
Tearfund	\$1,569,490	1.1%
VIS	\$190,000	0.1%
Windle Trust	\$200,000	0.1%
World Relief	\$200,000	0.1%
World Vision	\$2,818,752	1.9%
GRAND TOTAL	\$149,208,721	100.0%

2007 Common Humanitarian Fund for Sudan - Regional Sector Summary

Tuesday, January 29, 2008

Region and Sector	Amount Allocated	Percent of Total
Abyei	\$2,694,695	1.8%
Education	\$317,375	11.8%
Food Security and Livelihoods	\$920,000	34.1%
Health and Nutrition	\$600,000	22.3%
NFIs and Emergency Shelter	\$192,320	7.1%
Protection and Human Rights	\$100,000	3.7%
Water and Sanitation	\$565,000	21.0%
Blue Nile	\$7,057,977	4.7%
Cross-sector Support for Return	\$1,331,694	18.9%
Food Security and Livelihoods	\$2,124,863	30.1%
Health and Nutrition	\$830,894	11.8%
Mine Action	\$898,294	12.7%
NFIs and Emergency Shelter	\$200,000	2.8%
Protection and Human Rights	\$568,369	8.1%
Water and Sanitation	\$1,103,863	15.6%
Darfur	\$39,060,671	26.2%
Basic Infrastructure and Settlement Development	\$200,000	0.5%
Common Services and Coordination	\$1,754,530	4.5%
Education	\$2,015,701	5.2%
Food Security and Livelihoods	\$11,488,722	29.4%
Health and Nutrition	\$8,101,718	20.7%
NFIs and Emergency Shelter	\$2,500,000	6.4%
Protection and Human Rights	\$4,500,000	11.5%
Water and Sanitation	\$8,500,000	21.8%
Eastern States	\$3,416,690	2.3%
Education	\$355,000	10.4%
Food Security and Livelihoods	\$1,391,449	40.7%
Health and Nutrition	\$597,000	17.5%
Mine Action	\$249,690	7.3%
Protection and Human Rights	\$130,000	3.8%
Water and Sanitation	\$693,551	20.3%

Khartoum and Other Northern States	\$3,990,152	2.7%
Cross-sector Support for Return	\$200,000	5.0%
Education	\$220,000	5.5%
Health and Nutrition	\$879,388	22.0%
NFIs and Emergency Shelter	\$575,000	14.4%
Protection and Human Rights	\$450,000	11.3%
Water and Sanitation	\$1,665,764	41.7%
National Programmes	\$25,415,354	17.0%
Common Services and Coordination	\$6,273,447	24.7%
Cross-sector Support for Return	\$10,530,000	41.4%
Food Security and Livelihoods	\$691,907	2.7%
Health and Nutrition	\$3,180,000	12.5%
Mine Action	\$2,355,000	9.3%
NFIs and Emergency Shelter	\$1,375,000	5.4%
Water and Sanitation	\$1,010,000	4.0%
Northern Sudan	\$1,200,000	0.8%
Health and Nutrition	\$1,200,000	100.0%
Southern Kordofan	\$9,218,182	6.2%
Education	\$1,300,000	14.1%
Food Security and Livelihoods	\$3,123,107	33.9%
Health and Nutrition	\$1,000,000	10.8%
Mine Action	\$495,075	5.4%
NFIs and Emergency Shelter	\$1,000,000	10.8%
Protection and Human Rights	\$500,000	5.4%
Water and Sanitation	\$1,800,000	19.5%

Southern Sudan	\$57,155,000	38.3%
Basic Infrastructure and Settlement Development	\$1,575,000	2.8%
Common Services and Coordination	\$6,614,000	11.6%
Cross-sector Support for Return	\$5,050,000	8.8%
Education	\$7,070,000	12.4%
Food Security and Livelihoods	\$6,857,000	12.0%
Health and Nutrition	\$12,406,494	21.7%
Mine Action	\$1,328,000	2.3%
NFIs and Emergency Shelter	\$5,207,715	9.1%
Protection and Human Rights	\$3,025,000	5.3%
Water and Sanitation	\$8,021,791	14.0%
GRAND TOTAL	\$149,208,721	100.0%

2007 Common Humanitarian Fund for Sudan - Region by Sector

Tuesday, January 29, 2008

Sector and Region	Amount Allocated	Percent of Total
Basic Infrastructure and Settlement Development	\$1,775,000	1.2%
Darfur	\$200,000	11.3%
Southern Sudan	\$1,575,000	88.7%
Common Services and Coordination	\$14,641,977	9.8%
Darfur	\$1,754,530	12.0%
National Programmes	\$6,273,447	42.8%
Southern Sudan	\$6,614,000	45.2%
Cross-sector Support for Return	\$17,111,694	11.5%
Blue Nile	\$1,331,694	7.8%
Khartoum and Other Northern States	\$200,000	1.2%
National Programmes	\$10,530,000	61.5%
Southern Sudan	\$5,050,000	29.5%
Education	\$11,278,076	7.6%
Abyei	\$317,375	2.8%
Darfur	\$2,015,701	17.9%
Eastern States	\$355,000	3.1%
Khartoum and Other Northern States	\$220,000	2.0%
Southern Kordofan	\$1,300,000	11.5%
Southern Sudan	\$7,070,000	62.7%
Food Security and Livelihoods	\$26,597,048	17.8%
Abyei	\$920,000	3.5%
Blue Nile	\$2,124,863	8.0%
Darfur	\$11,488,722	43.2%
Eastern States	\$1,391,449	5.2%
National Programmes	\$691,907	2.6%
Southern Kordofan	\$3,123,107	11.7%
Southern Sudan	\$6,857,000	25.8%

Health and Nutrition	\$28,795,494	19.3%
Abyei	\$600,000	2.1%
Blue Nile	\$830,894	2.9%
Darfur	\$8,101,718	28.1%
Eastern States	\$597,000	2.1%
Khartoum and Other Northern States	\$879,388	3.1%
National Programmes	\$3,180,000	11.0%
Northern Sudan	\$1,200,000	4.2%
Southern Kordofan	\$1,000,000	3.5%
Southern Sudan	\$12,406,494	43.1%
Mine Action	\$5,326,059	3.6%
Blue Nile	\$898,294	16.9%
Eastern States	\$249,690	4.7%
National Programmes	\$2,355,000	44.2%
Southern Kordofan	\$495,075	9.3%
Southern Sudan	\$1,328,000	24.9%
NFIs and Emergency Shelter	\$11,050,035	7.4%
Abyei	\$192,320	1.7%
Blue Nile	\$200,000	1.8%
Darfur	\$2,500,000	22.6%
Khartoum and Other Northern States	\$575,000	5.2%
National Programmes	\$1,375,000	12.4%
Southern Kordofan	\$1,000,000	9.0%
Southern Sudan	\$5,207,715	47.1%
Protection and Human Rights	\$9,273,369	6.2%
Abyei	\$100,000	1.1%
Blue Nile	\$568,369	6.1%
Darfur	\$4,500,000	48.5%
Eastern States	\$130,000	1.4%
Khartoum and Other Northern States	\$450,000	4.9%
Southern Kordofan	\$500,000	5.4%
Southern Sudan	\$3,025,000	32.6%

Water and Sanitation	\$23,359,969	15.7%
Abyei	\$565,000	2.4%
Blue Nile	\$1,103,863	4.7%
Darfur	\$8,500,000	36.4%
Eastern States	\$693,551	3.0%
Khartoum and Other Northern States	\$1,665,764	7.1%
National Programmes	\$1,010,000	4.3%
Southern Kordofan	\$1,800,000	7.7%
Southern Sudan	\$8,021,791	34.3%
GRAND TOTAL	\$149,208,721	100.0%

2007 Common Humanitarian Fund for Sudan - Organisation by Region

Tuesday, January 29, 2008

Region and Organisation	Amount Allocated	Percent of Total
Abyei	\$2,694,695	1.8%
United Nations	\$2,223,375	82.5%
FAO	\$640,000	23.8%
UNICEF	\$1,093,375	40.6%
WFP	\$350,000	13.0%
WHO	\$140,000	5.2%
National NGOs	\$42,000	1.6%
SUDO	\$42,000	1.6%
International NGOs	\$429,320	15.9%
CARE	\$47,320	1.8%
GOAL	\$227,000	8.4%
SC-US	\$155,000	5.8%
Blue Nile	\$7,057,977	4.7%
United Nations	\$6,421,608	91.0%
FAO	\$1,924,863	27.3%
UNHCR	\$1,900,063	26.9%
UNICEF	\$1,347,494	19.1%
UNMAS	\$898,294	12.7%
WFP	\$200,000	2.8%
WHO	\$150,894	2.1%
National NGOs	\$56,000	0.8%
SUDO	\$56,000	0.8%
International NGOs	\$580,369	8.2%
CARE	\$200,000	2.8%
CRS	\$320,369	4.5%
GOAL	\$60,000	0.9%
Darfur	\$39,060,671	26.2%
United Nations	\$27,285,279	69.9%
FAO	\$5,172,400	13.2%
IOM	\$930,000	2.4%
OCHA	\$850,000	2.2%
UNDP	\$150,000	0.4%
UNDP (on behalf of OCHA)	\$64,530	0.2%
UNDSS	\$690,000	1.8%
UNFPA	\$1,137,503	2.9%

UNHCR	\$1,850,000	4.7%
UNICEF	\$7,915,345	20.3%
UNOPS	\$200,000	0.5%
WFP	\$6,020,495	15.4%
WFP (UNJLC)	\$525,000	1.3%
WHO	\$1,780,006	4.6%
International NGOs	\$11,775,392	30.1%
ADRA	\$306,000	0.8%
CARE	\$956,000	2.4%
CHF International	\$340,400	0.9%
Concern	\$358,335	0.9%
COOPI	\$354,000	0.9%
CRS	\$561,168	1.4%
DRC	\$0	0.0%
EM-DH	\$310,000	0.8%
GOAL	\$79,168	0.2%
HelpAge	\$64,600	0.2%
Humedica	\$437,718	1.1%
IA Sweden	\$200,000	0.5%
IMC	\$438,752	1.1%
INTERSOS	\$200,000	0.5%
IRC	\$200,000	0.5%
Islamic RW	\$145,000	0.4%
Johanniter	\$300,000	0.8%
Malaria Consortium	\$329,000	0.8%
Malteser	\$79,168	0.2%
Medair	\$471,670	1.2%
MERCY CORPS	\$200,000	0.5%
Merlin	\$40,000	0.1%
NCA	\$176,126	0.5%
OXFAM GB	\$1,420,700	3.6%
PAI	\$300,000	0.8%
Samaritan's Purse	\$200,000	0.5%
SC-US	\$425,835	1.1%
Solidarites	\$353,000	0.9%
Tearfund	\$970,000	2.5%
VIS	\$190,000	0.5%
World Relief	\$200,000	0.5%
World Vision	\$1,168,752	3.0%
Eastern States	\$3,416,690	2.3%
United Nations	\$3,241,690	94.9%
FAO	\$641,449	18.8%

UNHCR	\$52,000	1.5%
UNICEF	\$1,161,551	34.0%
UNMAS	\$249,690	7.3%
WFP	\$892,000	26.1%
WHO	\$245,000	7.2%
International NGOs	\$175,000	5.1%
CRS	\$90,000	2.6%
GOAL	\$85,000	2.5%
<hr/>		
Khartoum and Other Northern States	\$3,990,152	2.7%
United Nations	\$2,015,388	50.5%
IOM	\$440,000	11.0%
UNHCR	\$190,000	4.8%
UNICEF	\$1,145,388	28.7%
WFP (UNJLC)	\$100,000	2.5%
WHO	\$140,000	3.5%
International NGOs	\$1,974,764	49.5%
ADRA	\$130,000	3.3%
CARE	\$505,000	12.7%
CRS	\$530,764	13.3%
EM-DH	\$25,000	0.6%
FAR	\$100,000	2.5%
Islamic RW	\$225,000	5.6%
Malaria Consortium	\$114,000	2.9%
Medair	\$125,000	3.1%
SC-UK	\$110,000	2.8%
SC-US	\$60,000	1.5%
Solidarites	\$50,000	1.3%
<hr/>		
National Programmes	\$25,415,354	17.0%
United Nations	\$24,680,354	97.1%
FAO	\$400,000	1.6%
IOM	\$10,055,000	39.6%
OCHA	\$2,500,000	9.8%
ORCHC	\$2,273,447	8.9%
UNDSS	\$250,000	1.0%
UNFPA	\$100,000	0.4%
UNHCR	\$200,000	0.8%
UNICEF	\$4,642,534	18.3%
UNMAS	\$2,026,466	8.0%
WFP	\$1,541,907	6.1%
WFP (UNJLC)	\$250,000	1.0%

WHO	\$441,000	1.7%
International NGOs	\$735,000	2.9%
CARE	\$200,000	0.8%
CRS	\$80,000	0.3%
FAR	\$75,000	0.3%
Malaria Consortium	\$380,000	1.5%
<hr/>		
Northern Sudan	\$1,200,000	0.8%
United Nations	\$1,000,000	83.3%
UNICEF	\$650,000	54.2%
WHO	\$350,000	29.2%
International NGOs	\$200,000	16.7%
Malaria Consortium	\$200,000	16.7%
<hr/>		
Southern Kordofan	\$9,218,182	6.2%
United Nations	\$6,313,517	68.5%
FAO	\$2,294,442	24.9%
IOM	\$90,000	1.0%
UNICEF	\$2,184,000	23.7%
UNMAS	\$495,075	5.4%
WFP	\$600,000	6.5%
WFP (UNJLC)	\$200,000	2.2%
WHO	\$450,000	4.9%
International NGOs	\$2,904,665	31.5%
CARE	\$899,665	9.8%
FAR	\$350,000	3.8%
IRC	\$40,000	0.4%
Islamic RW	\$200,000	2.2%
Medair	\$465,000	5.0%
NCA	\$400,000	4.3%
NRC	\$300,000	3.3%
SC-US	\$250,000	2.7%
<hr/>		
Southern Sudan	\$57,155,000	38.3%
United Nations	\$39,759,401	69.6%
FAO	\$4,130,000	7.2%
IOM	\$3,725,000	6.5%
OCHA	\$3,300,000	5.8%
RCO	\$2,450,000	4.3%
UNFPA	\$1,730,000	3.0%
UNHCR	\$5,900,000	10.3%
UNICEF	\$12,770,756	22.3%

UNMAS	\$1,000,000	1.7%
UNOPS	\$350,000	0.6%
WFP	\$1,900,000	3.3%
WFP (UNJLC)	\$950,000	1.7%
WHO	\$1,553,645	2.7%
National NGOs	\$320,000	0.6%
ADEO	\$320,000	0.6%
International NGOs	\$17,075,599	29.9%
ACF-USA	\$1,825,600	3.2%
ACTED	\$400,000	0.7%
ADRA	\$250,000	0.4%
AMURT	\$1,220,000	2.1%
CARE	\$250,000	0.4%
CMA	\$474,400	0.8%
Concern	\$300,000	0.5%
COOPI	\$250,000	0.4%
CRS	\$275,000	0.5%
FAR	\$200,000	0.3%
GOAL	\$450,000	0.8%
IMC	\$1,043,959	1.8%
IRC	\$470,000	0.8%
IRD	\$209,150	0.4%
Islamic RW	\$200,000	0.3%
Malaria Consortium	\$950,000	1.7%
Medair	\$1,240,000	2.2%
NCA	\$707,000	1.2%
NRC	\$1,200,000	2.1%
PACT	\$1,186,000	2.1%
PSI	\$200,000	0.3%
SC-UK	\$650,000	1.1%
Solidarites	\$675,000	1.2%
Tearfund	\$599,490	1.0%
Windle Trust	\$200,000	0.3%
World Vision	\$1,650,000	2.9%
GRAND TOTAL	\$149,208,721	100.0%

2007 Common Humanitarian Fund for Sudan - Organisation by Sector

Tuesday, January 29, 2008

Sector and Organisation	Amount Allocated	Percent of Total
Basic Infrastructure and Settlement Development	\$1,775,000	1.2%
United Nations	\$950,000	53.5%
IOM	\$400,000	22.5%
UNOPS	\$550,000	31.0%
WFP	\$0	0.0%
International NGOs	\$825,000	46.5%
ACTED	\$400,000	22.5%
Solidarites	\$425,000	23.9%
Common Services and Coordination	\$14,641,977	9.8%
United Nations	\$14,641,977	100.0%
OCHA	\$6,650,000	45.4%
ORCHC	\$2,273,447	15.5%
RCO	\$2,250,000	15.4%
UNDP (on behalf of OCHA)	\$64,530	0.4%
UNDSS	\$940,000	6.4%
UNFPA	\$150,000	1.0%
UNICEF	\$364,000	2.5%
WFP	\$1,250,000	8.5%
WFP (UNJLC)	\$700,000	4.8%
Cross-sector Support for Return	\$17,111,694	11.5%
United Nations	\$16,786,694	98.1%
IOM	\$12,505,000	73.1%
UNHCR	\$3,581,694	20.9%
UNICEF	\$700,000	4.1%
International NGOs	\$325,000	1.9%
ADRA	\$250,000	1.5%
FAR	\$75,000	0.4%
Education	\$11,278,076	7.6%
United Nations	\$6,448,076	57.2%
FAO	\$250,000	2.2%
UNHCR	\$200,000	1.8%
UNICEF	\$4,978,076	44.1%
WFP	\$770,000	6.8%
WHO	\$250,000	2.2%

International NGOs	\$4,830,000	42.8%
AMURT	\$1,220,000	10.8%
CARE	\$200,000	1.8%
CRS	\$80,000	0.7%
Humedica	\$200,000	1.8%
INTERSOS	\$200,000	1.8%
MERCY CORPS	\$200,000	1.8%
NRC	\$1,300,000	11.5%
Samaritan's Purse	\$200,000	1.8%
SC-UK	\$580,000	5.1%
SC-US	\$60,000	0.5%
VIS	\$190,000	1.7%
Windle Trust	\$200,000	1.8%
World Vision	\$200,000	1.8%
Food Security and Livelihoods	\$26,597,048	17.8%
United Nations	\$23,441,383	88.1%
FAO	\$14,953,154	56.2%
WFP	\$8,488,229	31.9%
International NGOs	\$3,155,665	11.9%
ACF-USA	\$900,000	3.4%
CARE	\$428,665	1.6%
COOPI	\$250,000	0.9%
CRS	\$250,000	0.9%
DRC	\$0	0.0%
FAR	\$450,000	1.7%
NCA	\$277,000	1.0%
World Relief	\$200,000	0.8%
World Vision	\$400,000	1.5%
Health and Nutrition	\$28,795,494	19.3%
United Nations	\$18,029,953	62.6%
IOM	\$490,000	1.7%
UNFPA	\$2,517,503	8.7%
UNHCR	\$200,000	0.7%
UNICEF	\$9,025,732	31.3%
WFP	\$996,173	3.5%
WHO	\$4,800,545	16.7%
National NGOs	\$320,000	1.1%
ADEO	\$320,000	1.1%
International NGOs	\$10,445,541	36.3%
ACF-USA	\$600,000	2.1%

CARE	\$96,000	0.3%
CMA	\$474,400	1.6%
Concern	\$458,335	1.6%
CRS	\$241,168	0.8%
EM-DH	\$25,000	0.1%
FAR	\$100,000	0.3%
GOAL	\$901,168	3.1%
Humedica	\$237,718	0.8%
IMC	\$1,052,711	3.7%
IRC	\$240,000	0.8%
Johanniter	\$300,000	1.0%
Malaria Consortium	\$1,973,000	6.9%
Malteser	\$79,168	0.3%
Medair	\$1,491,670	5.2%
Merlin	\$40,000	0.1%
NCA	\$176,126	0.6%
PAI	\$300,000	1.0%
PSI	\$200,000	0.7%
SC-US	\$370,835	1.3%
Tearfund	\$919,490	3.2%
World Vision	\$168,752	0.6%

Mine Action	\$5,326,059	3.6%
--------------------	--------------------	-------------

United Nations	\$5,326,059	100.0%
UNICEF	\$656,534	12.3%
UNMAS	\$4,669,525	87.7%

NFIs and Emergency Shelter	\$11,050,035	7.4%
-----------------------------------	---------------------	-------------

United Nations	\$6,866,715	62.1%
IOM	\$895,000	8.1%
UNHCR	\$1,250,000	11.3%
UNICEF	\$3,396,715	30.7%
WFP (UNJLC)	\$1,325,000	12.0%

International NGOs	\$4,183,320	37.9%
---------------------------	--------------------	--------------

CARE	\$1,573,320	14.2%
CHF International	\$340,400	3.1%
Concern	\$200,000	1.8%
CRS	\$550,000	5.0%
HelpAge	\$64,600	0.6%
Medair	\$200,000	1.8%
NCA	\$350,000	3.2%
SC-UK	\$150,000	1.4%
SC-US	\$105,000	1.0%

World Vision	\$650,000	5.9%
Protection and Human Rights	\$9,273,369	6.2%
United Nations	\$7,203,369	77.7%
IOM	\$950,000	10.2%
RCO	\$200,000	2.2%
UNDP	\$150,000	1.6%
UNFPA	\$300,000	3.2%
UNHCR	\$3,260,369	35.2%
UNICEF	\$2,343,000	25.3%
International NGOs	\$2,070,000	22.3%
ADRA	\$35,000	0.4%
CARE	\$45,000	0.5%
EM-DH	\$310,000	3.3%
IMC	\$230,000	2.5%
IRC	\$470,000	5.1%
Islamic RW	\$200,000	2.2%
NRC	\$200,000	2.2%
PACT	\$200,000	2.2%
SC-UK	\$30,000	0.3%
SC-US	\$100,000	1.1%
World Vision	\$250,000	2.7%
Water and Sanitation	\$23,359,969	15.7%
United Nations	\$13,246,386	56.7%
UNHCR	\$1,600,000	6.8%
UNICEF	\$11,446,386	49.0%
WHO	\$200,000	0.9%
National NGOs	\$98,000	0.4%
SUDO	\$98,000	0.4%
International NGOs	\$10,015,583	42.9%
ACF-USA	\$325,600	1.4%
ADRA	\$401,000	1.7%
CARE	\$715,000	3.1%
COOPI	\$354,000	1.5%
CRS	\$736,133	3.2%
FAR	\$100,000	0.4%
GOAL	\$0	0.0%
IA Sweden	\$200,000	0.9%
IMC	\$200,000	0.9%
IRD	\$209,150	0.9%
Islamic RW	\$570,000	2.4%

Medair	\$610,000	2.6%
NCA	\$480,000	2.1%
OXFAM GB	\$1,420,700	6.1%
PACT	\$986,000	4.2%
SC-US	\$255,000	1.1%
Solidarites	\$653,000	2.8%
Tearfund	\$650,000	2.8%
World Vision	\$1,150,000	4.9%

GRAND TOTAL	\$149,208,721	100.0%
--------------------	----------------------	---------------

2007 Common Humanitarian Fund for Sudan - Organisation by Region and Sector

Tuesday, January 29, 2008

Region, Sector and Organisation	<i>Abyei</i>	Amount Allocated	Percent of Total
Abyei		\$2,694,695	1.8%
Education		\$317,375	11.8%
United Nations		\$317,375	11.8%
UNICEF		\$247,375	9.2%
WFP		\$70,000	2.6%
Food Security and Livelihoods		\$920,000	34.1%
United Nations		\$920,000	34.1%
FAO		\$640,000	23.8%
WFP		\$280,000	10.4%
Health and Nutrition		\$600,000	22.3%
United Nations		\$373,000	13.8%
UNICEF		\$233,000	8.6%
WHO		\$140,000	5.2%
International NGOs		\$227,000	8.4%
GOAL		\$227,000	8.4%
NFIs and Emergency Shelter		\$192,320	7.1%
United Nations		\$90,000	3.3%
UNICEF		\$90,000	3.3%
International NGOs		\$102,320	3.8%
CARE		\$47,320	1.8%
SC-US		\$55,000	2.0%
Protection and Human Rights		\$100,000	3.7%
International NGOs		\$100,000	3.7%
SC-US		\$100,000	3.7%
Water and Sanitation		\$565,000	21.0%
United Nations		\$523,000	19.4%
UNICEF		\$523,000	19.4%
National NGOs		\$42,000	1.6%
SUDO		\$42,000	1.6%

Blue Nile	\$7,057,977	4.7%
Cross-sector Support for Return	\$1,331,694	18.9%
United Nations	\$1,331,694	18.9%
UNHCR	\$1,331,694	18.9%
Food Security and Livelihoods	\$2,124,863	30.1%
United Nations	\$2,124,863	30.1%
FAO	\$1,924,863	27.3%
WFP	\$200,000	2.8%
Health and Nutrition	\$830,894	11.8%
United Nations	\$770,894	10.9%
UNICEF	\$620,000	8.8%
WHO	\$150,894	2.1%
International NGOs	\$60,000	0.9%
GOAL	\$60,000	0.9%
Mine Action	\$898,294	12.7%
United Nations	\$898,294	12.7%
UNMAS	\$898,294	12.7%
NFIs and Emergency Shelter	\$200,000	2.8%
International NGOs	\$200,000	2.8%
CARE	\$200,000	2.8%
Protection and Human Rights	\$568,369	8.1%
United Nations	\$568,369	8.1%
UNHCR	\$568,369	8.1%
Water and Sanitation	\$1,103,863	15.6%
United Nations	\$727,494	10.3%
UNICEF	\$727,494	10.3%
National NGOs	\$56,000	0.8%
SUDO	\$56,000	0.8%
International NGOs	\$320,369	4.5%
CRS	\$320,369	4.5%
GOAL	\$0	0.0%
<hr/>		
Darfur	\$39,060,671	26.2%
Basic Infrastructure and Settlement Development	\$200,000	0.5%
United Nations	\$200,000	0.5%
UNOPS	\$200,000	0.5%

Common Services and Coordination	\$1,754,530	4.5%
United Nations	\$1,754,530	4.5%
OCHA	\$850,000	2.2%
UNDP (on behalf of OCHA)	\$64,530	0.2%
UNDSS	\$690,000	1.8%
UNFPA	\$150,000	0.4%
Education	\$2,015,701	5.2%
United Nations	\$625,701	1.6%
UNICEF	\$625,701	1.6%
International NGOs	\$1,390,000	3.6%
CARE	\$200,000	0.5%
Humedica	\$200,000	0.5%
INTERSOS	\$200,000	0.5%
MERCY CORPS	\$200,000	0.5%
Samaritan's Purse	\$200,000	0.5%
VIS	\$190,000	0.5%
World Vision	\$200,000	0.5%
Food Security and Livelihoods	\$11,488,722	29.4%
United Nations	\$10,638,722	27.2%
FAO	\$5,172,400	13.2%
WFP	\$5,466,322	14.0%
International NGOs	\$850,000	2.2%
CRS	\$250,000	0.6%
DRC	\$0	0.0%
World Relief	\$200,000	0.5%
World Vision	\$400,000	1.0%
Health and Nutrition	\$8,101,718	20.7%
United Nations	\$4,980,026	12.7%
UNFPA	\$687,503	1.8%
UNICEF	\$2,158,344	5.5%
WFP	\$554,173	1.4%
WHO	\$1,580,006	4.0%
International NGOs	\$3,121,692	8.0%
CARE	\$96,000	0.2%
Concern	\$158,335	0.4%
CRS	\$111,168	0.3%
GOAL	\$79,168	0.2%
Humedica	\$237,718	0.6%
IMC	\$238,752	0.6%
Johanniter	\$300,000	0.8%
Malaria Consortium	\$329,000	0.8%

Malteser	\$79,168	0.2%
Medair	\$316,670	0.8%
Merlin	\$40,000	0.1%
NCA	\$176,126	0.5%
PAI	\$300,000	0.8%
SC-US	\$170,835	0.4%
Tearfund	\$320,000	0.8%
World Vision	\$168,752	0.4%
NFIs and Emergency Shelter	\$2,500,000	6.4%
United Nations	\$1,035,000	2.6%
IOM	\$230,000	0.6%
UNICEF	\$280,000	0.7%
WFP (UNJLC)	\$525,000	1.3%
International NGOs	\$1,465,000	3.8%
CARE	\$660,000	1.7%
CHF International	\$340,400	0.9%
Concern	\$200,000	0.5%
CRS	\$200,000	0.5%
HelpAge	\$64,600	0.2%
Protection and Human Rights	\$4,500,000	11.5%
United Nations	\$3,990,000	10.2%
IOM	\$700,000	1.8%
UNDP	\$150,000	0.4%
UNFPA	\$300,000	0.8%
UNHCR	\$1,850,000	4.7%
UNICEF	\$990,000	2.5%
International NGOs	\$510,000	1.3%
EM-DH	\$310,000	0.8%
IRC	\$200,000	0.5%
Water and Sanitation	\$8,500,000	21.8%
United Nations	\$4,061,300	10.4%
UNICEF	\$3,861,300	9.9%
WHO	\$200,000	0.5%
International NGOs	\$4,438,700	11.4%
ADRA	\$306,000	0.8%
COOPI	\$354,000	0.9%
IA Sweden	\$200,000	0.5%
IMC	\$200,000	0.5%
Islamic RW	\$145,000	0.4%
Medair	\$155,000	0.4%
OXFAM GB	\$1,420,700	3.6%

SC-US	\$255,000	0.7%
Solidarites	\$353,000	0.9%
Tearfund	\$650,000	1.7%
World Vision	\$400,000	1.0%

Eastern States	\$3,416,690	2.3%
-----------------------	--------------------	-------------

Education	\$355,000	10.4%
------------------	------------------	--------------

United Nations	\$355,000	10.4%
UNICEF	\$355,000	10.4%

Food Security and Livelihoods	\$1,391,449	40.7%
--------------------------------------	--------------------	--------------

United Nations	\$1,391,449	40.7%
FAO	\$641,449	18.8%
WFP	\$750,000	22.0%

Health and Nutrition	\$597,000	17.5%
-----------------------------	------------------	--------------

United Nations	\$512,000	15.0%
UNICEF	\$125,000	3.7%
WFP	\$142,000	4.2%
WHO	\$245,000	7.2%
International NGOs	\$85,000	2.5%
GOAL	\$85,000	2.5%

Mine Action	\$249,690	7.3%
--------------------	------------------	-------------

United Nations	\$249,690	7.3%
UNMAS	\$249,690	7.3%

Protection and Human Rights	\$130,000	3.8%
------------------------------------	------------------	-------------

United Nations	\$130,000	3.8%
UNHCR	\$52,000	1.5%
UNICEF	\$78,000	2.3%

Water and Sanitation	\$693,551	20.3%
-----------------------------	------------------	--------------

United Nations	\$603,551	17.7%
UNICEF	\$603,551	17.7%
International NGOs	\$90,000	2.6%
CRS	\$90,000	2.6%

Khartoum and Other Northern States	\$3,990,152	2.7%
-------------------------------------------	--------------------	-------------

Cross-sector Support for Return	\$200,000	5.0%
----------------------------------------	------------------	-------------

United Nations	\$200,000	5.0%
UNICEF	\$200,000	5.0%

Education	\$220,000	5.5%
International NGOs	\$220,000	5.5%
CRS	\$80,000	2.0%
SC-UK	\$80,000	2.0%
SC-US	\$60,000	1.5%
Health and Nutrition	\$879,388	22.0%
United Nations	\$565,388	14.2%
IOM	\$190,000	4.8%
UNICEF	\$235,388	5.9%
WHO	\$140,000	3.5%
International NGOs	\$314,000	7.9%
CRS	\$50,000	1.3%
EM-DH	\$25,000	0.6%
Malaria Consortium	\$114,000	2.9%
Medair	\$125,000	3.1%
NFIs and Emergency Shelter	\$575,000	14.4%
United Nations	\$300,000	7.5%
IOM	\$200,000	5.0%
WFP (UNJLC)	\$100,000	2.5%
International NGOs	\$275,000	6.9%
CARE	\$200,000	5.0%
CRS	\$75,000	1.9%
Protection and Human Rights	\$450,000	11.3%
United Nations	\$340,000	8.5%
IOM	\$50,000	1.3%
UNHCR	\$190,000	4.8%
UNICEF	\$100,000	2.5%
International NGOs	\$110,000	2.8%
ADRA	\$35,000	0.9%
CARE	\$45,000	1.1%
SC-UK	\$30,000	0.8%
Water and Sanitation	\$1,665,764	41.7%
United Nations	\$610,000	15.3%
UNICEF	\$610,000	15.3%
International NGOs	\$1,055,764	26.5%
ADRA	\$95,000	2.4%
CARE	\$260,000	6.5%
CRS	\$325,764	8.2%
FAR	\$100,000	2.5%
Islamic RW	\$225,000	5.6%

Solidarites	\$50,000	1.3%
-------------	----------	------

National Programmes	\$25,415,354	17.0%
Common Services and Coordination	\$6,273,447	24.7%
United Nations	\$6,273,447	24.7%
OCHA	\$2,500,000	9.8%
ORCHC	\$2,273,447	8.9%
UNDSS	\$250,000	1.0%
WFP	\$1,250,000	4.9%
Cross-sector Support for Return	\$10,530,000	41.4%
United Nations	\$10,455,000	41.1%
IOM	\$9,755,000	38.4%
UNHCR	\$200,000	0.8%
UNICEF	\$500,000	2.0%
International NGOs	\$75,000	0.3%
FAR	\$75,000	0.3%
Food Security and Livelihoods	\$691,907	2.7%
United Nations	\$691,907	2.7%
FAO	\$400,000	1.6%
WFP	\$291,907	1.1%
Health and Nutrition	\$3,180,000	12.5%
United Nations	\$2,720,000	10.7%
IOM	\$300,000	1.2%
UNFPA	\$100,000	0.4%
UNICEF	\$1,879,000	7.4%
WHO	\$441,000	1.7%
International NGOs	\$460,000	1.8%
CRS	\$80,000	0.3%
Malaria Consortium	\$380,000	1.5%
Mine Action	\$2,355,000	9.3%
United Nations	\$2,355,000	9.3%
UNICEF	\$328,534	1.3%
UNMAS	\$2,026,466	8.0%
NFIs and Emergency Shelter	\$1,375,000	5.4%
United Nations	\$1,175,000	4.6%
UNICEF	\$925,000	3.6%
WFP (UNJLC)	\$250,000	1.0%
International NGOs	\$200,000	0.8%

CARE	\$200,000	0.8%
Water and Sanitation	\$1,010,000	4.0%
United Nations	\$1,010,000	4.0%
UNICEF	\$1,010,000	4.0%
<hr/>		
Northern Sudan	\$1,200,000	0.8%
Health and Nutrition	\$1,200,000	100.0%
United Nations	\$1,000,000	83.3%
UNICEF	\$650,000	54.2%
WHO	\$350,000	29.2%
International NGOs	\$200,000	16.7%
Malaria Consortium	\$200,000	16.7%
<hr/>		
Southern Kordofan	\$9,218,182	6.2%
Education	\$1,300,000	14.1%
United Nations	\$1,000,000	10.8%
FAO	\$250,000	2.7%
UNICEF	\$300,000	3.3%
WFP	\$200,000	2.2%
WHO	\$250,000	2.7%
International NGOs	\$300,000	3.3%
NRC	\$300,000	3.3%
Food Security and Livelihoods	\$3,123,107	33.9%
United Nations	\$2,444,442	26.5%
FAO	\$2,044,442	22.2%
WFP	\$400,000	4.3%
International NGOs	\$678,665	7.4%
CARE	\$428,665	4.7%
FAR	\$250,000	2.7%
Health and Nutrition	\$1,000,000	10.8%
United Nations	\$410,000	4.4%
UNICEF	\$210,000	2.3%
WHO	\$200,000	2.2%
International NGOs	\$590,000	6.4%
FAR	\$100,000	1.1%
IRC	\$40,000	0.4%
Medair	\$250,000	2.7%
SC-US	\$200,000	2.2%

Mine Action	\$495,075	5.4%
United Nations	\$495,075	5.4%
UNMAS	\$495,075	5.4%
NFIs and Emergency Shelter	\$1,000,000	10.8%
United Nations	\$534,000	5.8%
IOM	\$90,000	1.0%
UNICEF	\$244,000	2.6%
WFP (UNJLC)	\$200,000	2.2%
International NGOs	\$466,000	5.1%
CARE	\$266,000	2.9%
NCA	\$150,000	1.6%
SC-US	\$50,000	0.5%
Protection and Human Rights	\$500,000	5.4%
United Nations	\$500,000	5.4%
UNICEF	\$500,000	5.4%
Water and Sanitation	\$1,800,000	19.5%
United Nations	\$930,000	10.1%
UNICEF	\$930,000	10.1%
International NGOs	\$870,000	9.4%
CARE	\$205,000	2.2%
Islamic RW	\$200,000	2.2%
Medair	\$215,000	2.3%
NCA	\$250,000	2.7%
Southern Sudan	\$57,155,000	38.3%
Basic Infrastructure and Settlement Development	\$1,575,000	2.8%
United Nations	\$750,000	1.3%
IOM	\$400,000	0.7%
UNOPS	\$350,000	0.6%
WFP	\$0	0.0%
International NGOs	\$825,000	1.4%
ACTED	\$400,000	0.7%
Solidarites	\$425,000	0.7%
Common Services and Coordination	\$6,614,000	11.6%
United Nations	\$6,614,000	11.6%
OCHA	\$3,300,000	5.8%
RCO	\$2,250,000	3.9%
UNICEF	\$364,000	0.6%
WFP (UNJLC)	\$700,000	1.2%

Cross-sector Support for Return	\$5,050,000	8.8%
United Nations	\$4,800,000	8.4%
IOM	\$2,750,000	4.8%
UNHCR	\$2,050,000	3.6%
International NGOs	\$250,000	0.4%
ADRA	\$250,000	0.4%
Education	\$7,070,000	12.4%
United Nations	\$4,150,000	7.3%
UNHCR	\$200,000	0.3%
UNICEF	\$3,450,000	6.0%
WFP	\$500,000	0.9%
International NGOs	\$2,920,000	5.1%
AMURT	\$1,220,000	2.1%
NRC	\$1,000,000	1.7%
SC-UK	\$500,000	0.9%
Windle Trust	\$200,000	0.3%
Food Security and Livelihoods	\$6,857,000	12.0%
United Nations	\$5,230,000	9.2%
FAO	\$4,130,000	7.2%
WFP	\$1,100,000	1.9%
International NGOs	\$1,627,000	2.8%
ACF-USA	\$900,000	1.6%
COOPI	\$250,000	0.4%
FAR	\$200,000	0.3%
NCA	\$277,000	0.5%
Health and Nutrition	\$12,406,494	21.7%
United Nations	\$6,698,645	11.7%
UNFPA	\$1,730,000	3.0%
UNHCR	\$200,000	0.3%
UNICEF	\$2,915,000	5.1%
WFP	\$300,000	0.5%
WHO	\$1,553,645	2.7%
National NGOs	\$320,000	0.6%
ADEO	\$320,000	0.6%
International NGOs	\$5,387,849	9.4%
ACF-USA	\$600,000	1.0%
CMA	\$474,400	0.8%
Concern	\$300,000	0.5%
GOAL	\$450,000	0.8%
IMC	\$813,959	1.4%

IRC	\$200,000	0.3%
Malaria Consortium	\$950,000	1.7%
Medair	\$800,000	1.4%
PSI	\$200,000	0.3%
Tearfund	\$599,490	1.0%
Mine Action	\$1,328,000	2.3%
United Nations	\$1,328,000	2.3%
UNICEF	\$328,000	0.6%
UNMAS	\$1,000,000	1.7%
NFIs and Emergency Shelter	\$5,207,715	9.1%
United Nations	\$3,732,715	6.5%
IOM	\$375,000	0.7%
UNHCR	\$1,250,000	2.2%
UNICEF	\$1,857,715	3.3%
WFP (UNJLC)	\$250,000	0.4%
International NGOs	\$1,475,000	2.6%
CARE	\$0	0.0%
CRS	\$275,000	0.5%
Medair	\$200,000	0.3%
NCA	\$200,000	0.3%
SC-UK	\$150,000	0.3%
World Vision	\$650,000	1.1%
Protection and Human Rights	\$3,025,000	5.3%
United Nations	\$1,675,000	2.9%
IOM	\$200,000	0.3%
RCO	\$200,000	0.3%
UNHCR	\$600,000	1.0%
UNICEF	\$675,000	1.2%
International NGOs	\$1,350,000	2.4%
IMC	\$230,000	0.4%
IRC	\$270,000	0.5%
Islamic RW	\$200,000	0.3%
NRC	\$200,000	0.3%
PACT	\$200,000	0.3%
World Vision	\$250,000	0.4%
Water and Sanitation	\$8,021,791	14.0%
United Nations	\$4,781,041	8.4%
UNHCR	\$1,600,000	2.8%
UNICEF	\$3,181,041	5.6%
International NGOs	\$3,240,750	5.7%
ACF-USA	\$325,600	0.6%

CARE	\$250,000	0.4%
IRD	\$209,150	0.4%
Medair	\$240,000	0.4%
NCA	\$230,000	0.4%
PACT	\$986,000	1.7%
Solidarites	\$250,000	0.4%
World Vision	\$750,000	1.3%

GRAND TOTAL	\$149,208,721	100.0%
--------------------	----------------------	---------------

2007 Common Humanitarian Fund for Sudan - Organisation by Sector and Region

Tuesday, January 29, 2008

Basic Infrastructure and Settlement Development	\$1,775,000	1.2%
Darfur	\$200,000	100.0%
United Nations	\$200,000	100.0%
UNOPS	\$200,000	100.0%
Southern Sudan	\$1,575,000	100.0%
United Nations	\$750,000	47.6%
IOM	\$400,000	25.4%
UNOPS	\$350,000	22.2%
WFP	\$0	0.0%
International NGOs	\$825,000	52.4%
ACTED	\$400,000	25.4%
Solidarites	\$425,000	27.0%
Common Services and Coordination	\$14,641,977	9.8%
Darfur	\$1,754,530	100.0%
United Nations	\$1,754,530	100.0%
OCHA	\$850,000	48.4%
UNDP (on behalf of OCHA)	\$64,530	3.7%
UNDSS	\$690,000	39.3%
UNFPA	\$150,000	8.5%
National Programmes	\$6,273,447	100.0%
United Nations	\$6,273,447	100.0%
OCHA	\$2,500,000	39.9%
ORCHC	\$2,273,447	36.2%
UNDSS	\$250,000	4.0%
WFP	\$1,250,000	19.9%
Southern Sudan	\$6,614,000	100.0%
United Nations	\$6,614,000	100.0%
OCHA	\$3,300,000	49.9%
RCO	\$2,250,000	34.0%
UNICEF	\$364,000	5.5%

WFP (UNJLC)	\$700,000	10.6%
Cross-sector Support for Return	\$17,111,694	11.5%
Blue Nile	\$1,331,694	100.0%
United Nations	\$1,331,694	100.0%
UNHCR	\$1,331,694	100.0%
Khartoum and Other Northern States	\$200,000	100.0%
United Nations	\$200,000	100.0%
UNICEF	\$200,000	100.0%
National Programmes	\$10,530,000	100.0%
United Nations	\$10,455,000	99.3%
IOM	\$9,755,000	92.6%
UNHCR	\$200,000	1.9%
UNICEF	\$500,000	4.7%
International NGOs	\$75,000	0.7%
FAR	\$75,000	0.7%
Southern Sudan	\$5,050,000	100.0%
United Nations	\$4,800,000	95.0%
IOM	\$2,750,000	54.5%
UNHCR	\$2,050,000	40.6%
International NGOs	\$250,000	5.0%
ADRA	\$250,000	5.0%
Education	\$11,278,076	7.6%
Abyei	\$317,375	100.0%
United Nations	\$317,375	100.0%
UNICEF	\$247,375	77.9%
WFP	\$70,000	22.1%

Darfur	\$2,015,701	100.0%
United Nations	\$625,701	31.0%
UNICEF	\$625,701	31.0%
International NGOs	\$1,390,000	69.0%
CARE	\$200,000	9.9%
Humedica	\$200,000	9.9%
INTERSOS	\$200,000	9.9%
MERCY CORPS	\$200,000	9.9%
Samaritan's Purse	\$200,000	9.9%
VIS	\$190,000	9.4%
World Vision	\$200,000	9.9%

Eastern States	\$355,000	100.0%
United Nations	\$355,000	100.0%
UNICEF	\$355,000	100.0%

Khartoum and Other Northern States	\$220,000	100.0%
International NGOs	\$220,000	100.0%
CRS	\$80,000	36.4%
SC-UK	\$80,000	36.4%
SC-US	\$60,000	27.3%

Southern Kordofan	\$1,300,000	100.0%
United Nations	\$1,000,000	76.9%
FAO	\$250,000	19.2%
UNICEF	\$300,000	23.1%
WFP	\$200,000	15.4%
WHO	\$250,000	19.2%
International NGOs	\$300,000	23.1%
NRC	\$300,000	23.1%

Southern Sudan	\$7,070,000	100.0%
United Nations	\$4,150,000	58.7%
UNHCR	\$200,000	2.8%
UNICEF	\$3,450,000	48.8%
WFP	\$500,000	7.1%
International NGOs	\$2,920,000	41.3%
AMURT	\$1,220,000	17.3%

NRC	\$1,000,000	14.1%
SC-UK	\$500,000	7.1%
Windle Trust	\$200,000	2.8%

Food Security and Livelihoods	\$26,597,048	17.8%
--------------------------------------	---------------------	--------------

Abyei	\$920,000	100.0%
United Nations	\$920,000	100.0%
FAO	\$640,000	69.6%
WFP	\$280,000	30.4%

Blue Nile	\$2,124,863	100.0%
------------------	--------------------	---------------

United Nations	\$2,124,863	100.0%
FAO	\$1,924,863	90.6%
WFP	\$200,000	9.4%

Darfur	\$11,488,722	100.0%
---------------	---------------------	---------------

United Nations	\$10,638,722	92.6%
FAO	\$5,172,400	45.0%
WFP	\$5,466,322	47.6%
International NGOs	\$850,000	7.4%
CRS	\$250,000	2.2%
DRC	\$0	0.0%
World Relief	\$200,000	1.7%
World Vision	\$400,000	3.5%

Eastern States	\$1,391,449	100.0%
-----------------------	--------------------	---------------

United Nations	\$1,391,449	100.0%
FAO	\$641,449	46.1%
WFP	\$750,000	53.9%

National Programmes	\$691,907	100.0%
----------------------------	------------------	---------------

United Nations	\$691,907	100.0%
FAO	\$400,000	57.8%
WFP	\$291,907	42.2%

Southern Kordofan	\$3,123,107	100.0%
United Nations	\$2,444,442	78.3%
FAO	\$2,044,442	65.5%
WFP	\$400,000	12.8%
International NGOs	\$678,665	21.7%
CARE	\$428,665	13.7%
FAR	\$250,000	8.0%

Southern Sudan	\$6,857,000	100.0%
United Nations	\$5,230,000	76.3%
FAO	\$4,130,000	60.2%
WFP	\$1,100,000	16.0%
International NGOs	\$1,627,000	23.7%
ACF-USA	\$900,000	13.1%
COOPI	\$250,000	3.6%
FAR	\$200,000	2.9%
NCA	\$277,000	4.0%

Health and Nutrition	\$28,795,494	19.3%
Abyei	\$600,000	100.0%
United Nations	\$373,000	62.2%
UNICEF	\$233,000	38.8%
WHO	\$140,000	23.3%
International NGOs	\$227,000	37.8%
GOAL	\$227,000	37.8%

Blue Nile	\$830,894	100.0%
United Nations	\$770,894	92.8%
UNICEF	\$620,000	74.6%
WHO	\$150,894	18.2%
International NGOs	\$60,000	7.2%
GOAL	\$60,000	7.2%

Darfur	\$8,101,718	100.0%
United Nations	\$4,980,026	61.5%
UNFPA	\$687,503	8.5%
UNICEF	\$2,158,344	26.6%

WFP	\$554,173	6.8%
WHO	\$1,580,006	19.5%
International NGOs	\$3,121,692	38.5%
CARE	\$96,000	1.2%
Concern	\$158,335	2.0%
CRS	\$111,168	1.4%
GOAL	\$79,168	1.0%
Humedica	\$237,718	2.9%
IMC	\$238,752	2.9%
Johanniter	\$300,000	3.7%
Malaria Consortium	\$329,000	4.1%
Malteser	\$79,168	1.0%
Medair	\$316,670	3.9%
Merlin	\$40,000	0.5%
NCA	\$176,126	2.2%
PAI	\$300,000	3.7%
SC-US	\$170,835	2.1%
Tearfund	\$320,000	3.9%
World Vision	\$168,752	2.1%

Eastern States	\$597,000	100.0%
United Nations	\$512,000	85.8%
UNICEF	\$125,000	20.9%
WFP	\$142,000	23.8%
WHO	\$245,000	41.0%
International NGOs	\$85,000	14.2%
GOAL	\$85,000	14.2%

Khartoum and Other Northern States	\$879,388	100.0%
United Nations	\$565,388	64.3%
IOM	\$190,000	21.6%
UNICEF	\$235,388	26.8%
WHO	\$140,000	15.9%
International NGOs	\$314,000	35.7%
CRS	\$50,000	5.7%
EM-DH	\$25,000	2.8%
Malaria Consortium	\$114,000	13.0%
Medair	\$125,000	14.2%

National Programmes	\$3,180,000	100.0%
United Nations	\$2,720,000	85.5%
IOM	\$300,000	9.4%
UNFPA	\$100,000	3.1%
UNICEF	\$1,879,000	59.1%
WHO	\$441,000	13.9%
International NGOs	\$460,000	14.5%
CRS	\$80,000	2.5%
Malaria Consortium	\$380,000	11.9%

Northern Sudan	\$1,200,000	100.0%
United Nations	\$1,000,000	83.3%
UNICEF	\$650,000	54.2%
WHO	\$350,000	29.2%
International NGOs	\$200,000	16.7%
Malaria Consortium	\$200,000	16.7%

Southern Kordofan	\$1,000,000	100.0%
United Nations	\$410,000	41.0%
UNICEF	\$210,000	21.0%
WHO	\$200,000	20.0%
International NGOs	\$590,000	59.0%
FAR	\$100,000	10.0%
IRC	\$40,000	4.0%
Medair	\$250,000	25.0%
SC-US	\$200,000	20.0%

Southern Sudan	\$12,406,494	100.0%
United Nations	\$6,698,645	54.0%
UNFPA	\$1,730,000	13.9%
UNHCR	\$200,000	1.6%
UNICEF	\$2,915,000	23.5%
WFP	\$300,000	2.4%
WHO	\$1,553,645	12.5%
National NGOs	\$320,000	2.6%
ADEO	\$320,000	2.6%
International NGOs	\$5,387,849	43.4%
ACF-USA	\$600,000	4.8%
CMA	\$474,400	3.8%

Concern	\$300,000	2.4%
GOAL	\$450,000	3.6%
IMC	\$813,959	6.6%
IRC	\$200,000	1.6%
Malaria Consortium	\$950,000	7.7%
Medair	\$800,000	6.4%
PSI	\$200,000	1.6%
Tearfund	\$599,490	4.8%

Mine Action	\$5,326,059	3.6%
--------------------	--------------------	-------------

Blue Nile	\$898,294	100.0%
------------------	------------------	---------------

United Nations	\$898,294	100.0%
----------------	-----------	--------

UNMAS	\$898,294	100.0%
-------	-----------	--------

Eastern States	\$249,690	100.0%
-----------------------	------------------	---------------

United Nations	\$249,690	100.0%
----------------	-----------	--------

UNMAS	\$249,690	100.0%
-------	-----------	--------

National Programmes	\$2,355,000	100.0%
----------------------------	--------------------	---------------

United Nations	\$2,355,000	100.0%
----------------	-------------	--------

UNICEF	\$328,534	14.0%
--------	-----------	-------

UNMAS	\$2,026,466	86.0%
-------	-------------	-------

Southern Kordofan	\$495,075	100.0%
--------------------------	------------------	---------------

United Nations	\$495,075	100.0%
----------------	-----------	--------

UNMAS	\$495,075	100.0%
-------	-----------	--------

Southern Sudan	\$1,328,000	100.0%
-----------------------	--------------------	---------------

United Nations	\$1,328,000	100.0%
----------------	-------------	--------

UNICEF	\$328,000	24.7%
--------	-----------	-------

UNMAS	\$1,000,000	75.3%
-------	-------------	-------

NFIs and Emergency Shelter	\$11,050,035	7.4%
Abyei	\$192,320	100.0%
United Nations	\$90,000	46.8%
UNICEF	\$90,000	46.8%
International NGOs	\$102,320	53.2%
CARE	\$47,320	24.6%
SC-US	\$55,000	28.6%
Blue Nile	\$200,000	100.0%
International NGOs	\$200,000	100.0%
CARE	\$200,000	100.0%
Darfur	\$2,500,000	100.0%
United Nations	\$1,035,000	41.4%
IOM	\$230,000	9.2%
UNICEF	\$280,000	11.2%
WFP (UNJLC)	\$525,000	21.0%
International NGOs	\$1,465,000	58.6%
CARE	\$660,000	26.4%
CHF International	\$340,400	13.6%
Concern	\$200,000	8.0%
CRS	\$200,000	8.0%
HelpAge	\$64,600	2.6%
Khartoum and Other Northern States	\$575,000	100.0%
United Nations	\$300,000	52.2%
IOM	\$200,000	34.8%
WFP (UNJLC)	\$100,000	17.4%
International NGOs	\$275,000	47.8%
CARE	\$200,000	34.8%
CRS	\$75,000	13.0%
National Programmes	\$1,375,000	100.0%
United Nations	\$1,175,000	85.5%
UNICEF	\$925,000	67.3%
WFP (UNJLC)	\$250,000	18.2%
International NGOs	\$200,000	14.5%
CARE	\$200,000	14.5%

Southern Kordofan	\$1,000,000	100.0%
United Nations	\$534,000	53.4%
IOM	\$90,000	9.0%
UNICEF	\$244,000	24.4%
WFP (UNJLC)	\$200,000	20.0%
International NGOs	\$466,000	46.6%
CARE	\$266,000	26.6%
NCA	\$150,000	15.0%
SC-US	\$50,000	5.0%

Southern Sudan	\$5,207,715	100.0%
United Nations	\$3,732,715	71.7%
IOM	\$375,000	7.2%
UNHCR	\$1,250,000	24.0%
UNICEF	\$1,857,715	35.7%
WFP (UNJLC)	\$250,000	4.8%
International NGOs	\$1,475,000	28.3%
CARE	\$0	0.0%
CRS	\$275,000	5.3%
Medair	\$200,000	3.8%
NCA	\$200,000	3.8%
SC-UK	\$150,000	2.9%
World Vision	\$650,000	12.5%

Protection and Human Rights	\$9,273,369	6.2%
------------------------------------	--------------------	-------------

Abyei	\$100,000	100.0%
International NGOs	\$100,000	100.0%
SC-US	\$100,000	100.0%

Blue Nile	\$568,369	100.0%
United Nations	\$568,369	100.0%
UNHCR	\$568,369	100.0%

Darfur	\$4,500,000	100.0%
United Nations	\$3,990,000	88.7%
IOM	\$700,000	15.6%
UNDP	\$150,000	3.3%
UNFPA	\$300,000	6.7%
UNHCR	\$1,850,000	41.1%
UNICEF	\$990,000	22.0%
International NGOs	\$510,000	11.3%
EM-DH	\$310,000	6.9%
IRC	\$200,000	4.4%

Eastern States	\$130,000	100.0%
United Nations	\$130,000	100.0%
UNHCR	\$52,000	40.0%
UNICEF	\$78,000	60.0%

Khartoum and Other Northern States	\$450,000	100.0%
United Nations	\$340,000	75.6%
IOM	\$50,000	11.1%
UNHCR	\$190,000	42.2%
UNICEF	\$100,000	22.2%
International NGOs	\$110,000	24.4%
ADRA	\$35,000	7.8%
CARE	\$45,000	10.0%
SC-UK	\$30,000	6.7%

Southern Kordofan	\$500,000	100.0%
United Nations	\$500,000	100.0%
UNICEF	\$500,000	100.0%

Southern Sudan	\$3,025,000	100.0%
United Nations	\$1,675,000	55.4%
IOM	\$200,000	6.6%
RCO	\$200,000	6.6%
UNHCR	\$600,000	19.8%
UNICEF	\$675,000	22.3%
International NGOs	\$1,350,000	44.6%
IMC	\$230,000	7.6%

IRC	\$270,000	8.9%
Islamic RW	\$200,000	6.6%
NRC	\$200,000	6.6%
PACT	\$200,000	6.6%
World Vision	\$250,000	8.3%

Water and Sanitation	\$23,359,969	15.7%
-----------------------------	---------------------	--------------

Abyei	\$565,000	100.0%
--------------	------------------	---------------

United Nations	\$523,000	92.6%
-----------------------	------------------	--------------

UNICEF	\$523,000	92.6%
--------	-----------	-------

National NGOs	\$42,000	7.4%
----------------------	-----------------	-------------

SUDO	\$42,000	7.4%
------	----------	------

Blue Nile	\$1,103,863	100.0%
------------------	--------------------	---------------

United Nations	\$727,494	65.9%
-----------------------	------------------	--------------

UNICEF	\$727,494	65.9%
--------	-----------	-------

National NGOs	\$56,000	5.1%
----------------------	-----------------	-------------

SUDO	\$56,000	5.1%
------	----------	------

International NGOs	\$320,369	29.0%
---------------------------	------------------	--------------

CRS	\$320,369	29.0%
-----	-----------	-------

GOAL	\$0	0.0%
------	-----	------

Darfur	\$8,500,000	100.0%
---------------	--------------------	---------------

United Nations	\$4,061,300	47.8%
-----------------------	--------------------	--------------

UNICEF	\$3,861,300	45.4%
--------	-------------	-------

WHO	\$200,000	2.4%
-----	-----------	------

International NGOs	\$4,438,700	52.2%
---------------------------	--------------------	--------------

ADRA	\$306,000	3.6%
------	-----------	------

COOPI	\$354,000	4.2%
-------	-----------	------

IA Sweden	\$200,000	2.4%
-----------	-----------	------

IMC	\$200,000	2.4%
-----	-----------	------

Islamic RW	\$145,000	1.7%
------------	-----------	------

Medair	\$155,000	1.8%
--------	-----------	------

OXFAM GB	\$1,420,700	16.7%
----------	-------------	-------

SC-US	\$255,000	3.0%
-------	-----------	------

Solidarites	\$353,000	4.2%
-------------	-----------	------

Tearfund	\$650,000	7.6%
----------	-----------	------

World Vision	\$400,000	4.7%
--------------	-----------	------

Eastern States	\$693,551	100.0%
United Nations	\$603,551	87.0%
UNICEF	\$603,551	87.0%
International NGOs	\$90,000	13.0%
CRS	\$90,000	13.0%

Khartoum and Other Northern States	\$1,665,764	100.0%
United Nations	\$610,000	36.6%
UNICEF	\$610,000	36.6%
International NGOs	\$1,055,764	63.4%
ADRA	\$95,000	5.7%
CARE	\$260,000	15.6%
CRS	\$325,764	19.6%
FAR	\$100,000	6.0%
Islamic RW	\$225,000	13.5%
Solidarites	\$50,000	3.0%

National Programmes	\$1,010,000	100.0%
United Nations	\$1,010,000	100.0%
UNICEF	\$1,010,000	100.0%

Southern Kordofan	\$1,800,000	100.0%
United Nations	\$930,000	51.7%
UNICEF	\$930,000	51.7%
International NGOs	\$870,000	48.3%
CARE	\$205,000	11.4%
Islamic RW	\$200,000	11.1%
Medair	\$215,000	11.9%
NCA	\$250,000	13.9%

Southern Sudan	\$8,021,791	100.0%
United Nations	\$4,781,041	59.6%
UNHCR	\$1,600,000	19.9%
UNICEF	\$3,181,041	39.7%
International NGOs	\$3,240,750	40.4%
ACF-USA	\$325,600	4.1%
CARE	\$250,000	3.1%

IRD	\$209,150	2.6%
Medair	\$240,000	3.0%
NCA	\$230,000	2.9%
PACT	\$986,000	12.3%
Solidarites	\$250,000	3.1%
World Vision	\$750,000	9.3%

GRAND TOTAL	\$149,208,721	100.0%
--------------------	----------------------	---------------