

CHF

2007 Common Humanitarian Fund for Sudan

Summary of Allocations

29-Jan-08

2007 Flood Emergency Response

Summary Allocation Tables:

- Donor Contributions
- Allocations by Allocation Type
- Allocations Timeline (by Month)
- Allocations by Planning Region
- Allocations by Sector
- Allocations by Organisation
- Allocations by Sector within Planning Regions
- Allocations by Planning Region within Sectors
- Allocations by Organisation within Planning Regions
- Allocations by Organisation within Sectors
- Allocations by Organisation within Regions and Sectors
- Allocations by Organisation within Sectors and Regions

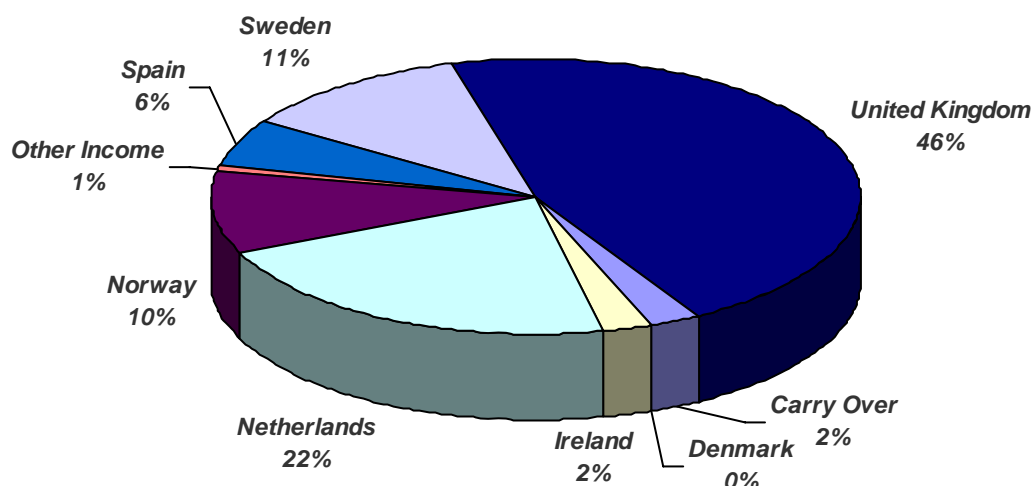
For further information on the Common Humanitarian Fund for Sudan please visit

www.unsudanig.org/workplan/chf

2007 Common Humanitarian Fund for Sudan - Donor Pledges

Tuesday, January 29, 2008

Donor			Amount Pledged in US\$	Paid	Percent of Total
Carry Over			\$4,119,348	\$4,119,348	2.4%
31-Dec-06	\$4,119,348 USD	Disbursed	\$4,119,348	\$4,119,348	
Denmark			\$396,204	\$0	0.2%
22-Dec-07	\$2,000,000 DKK	Firm Pledge	\$396,204	\$0	
Ireland			\$3,891,051	\$3,891,051	2.3%
31-Jan-07	\$3,000,000 EURO	Disbursed	\$3,891,051	\$3,891,051	
Netherlands			\$37,037,000	\$37,037,000	21.6%
05-Dec-07	\$4,938,000 USD	Commitment	\$4,938,000	\$4,938,000	
21-Sep-07	\$8,642,000 USD	Commitment	\$8,642,000	\$8,642,000	
11-Dec-06	\$23,457,000 USD	Disbursed	\$23,457,000	\$23,457,000	
Norway			\$17,042,789	\$13,968,253	10.0%
05-Dec-07	\$17,000,000 NOK	Commitment	\$3,074,536	\$0	
15-Jan-07	\$88,000,000 NOK	Disbursed	\$13,968,253	\$13,968,253	
Other Income			\$961,898	\$961,898	0.6%
01-Jul-07	\$961,898 USD	Disbursed	\$961,898	\$961,898	
Spain			\$9,510,800	\$9,510,800	5.6%
15-Aug-07	\$6,500,000 EURO	Commitment	\$9,510,800	\$9,510,800	
Sweden			\$19,538,287	\$17,166,547	11.4%
15-Nov-07	\$15,000,000 SEK	Firm Pledge	\$2,371,740	\$0	
21-Dec-06	\$120,000,000 SEK	Disbursed	\$17,166,547	\$17,166,547	
United Kingdom			\$78,665,200	\$78,665,200	46.0%
20-Dec-06	\$40,000,000 GBP	Disbursed	\$78,665,200	\$78,665,200	
GRAND TOTAL			\$171,162,577	\$165,320,097	100.0%

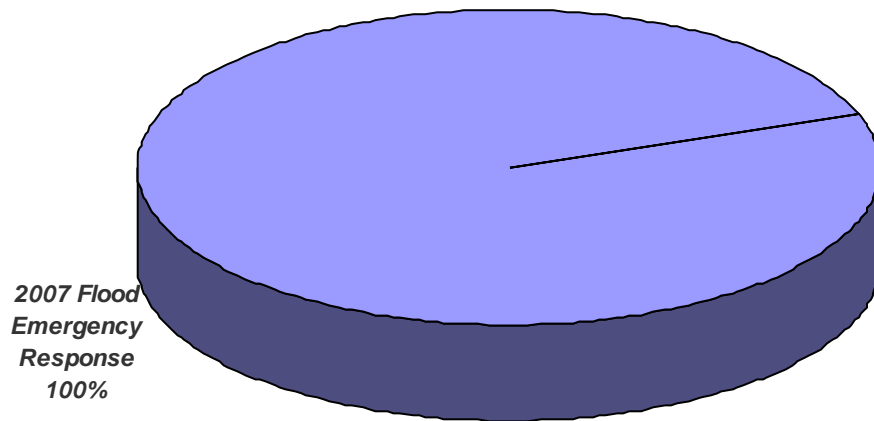


2007 Common Humanitarian Fund for Sudan - Summary by Allocation Type

Tuesday, January 29, 2008

2007 Flood Emergency Response

Allocation Type	Amount Allocated	Percent of Total
CHF Emergency Reserve Allocation	\$10,860,000	100.0%
2007 Flood Emergency Response	\$10,860,000	100.0%
GRAND TOTAL	\$10,860,000	100.0%

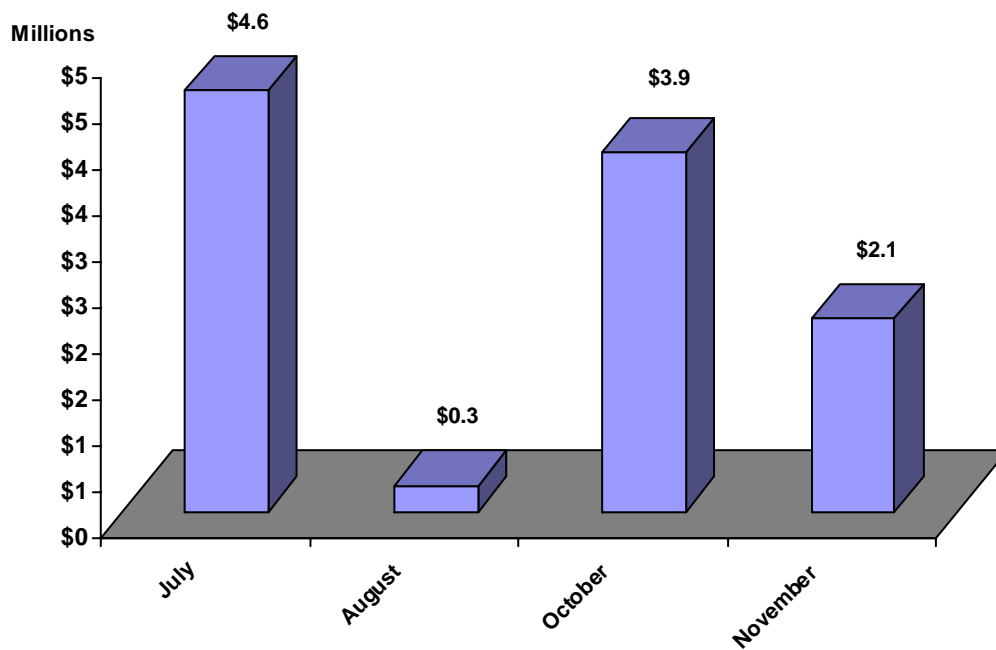


2007 Common Humanitarian Fund for Sudan - Summary by Submission Month

Tuesday, January 29, 2008

2007 Flood Emergency Response

Submission Month	Amount Allocated	Percent of Total
CHF Emergency Reserve Allocation	\$10,860,000	100.0%
July	\$4,580,000	42.2%
August	\$280,000	2.6%
October	\$3,900,000	35.9%
November	\$2,100,000	19.3%
GRAND TOTAL	\$10,860,000	100.0%

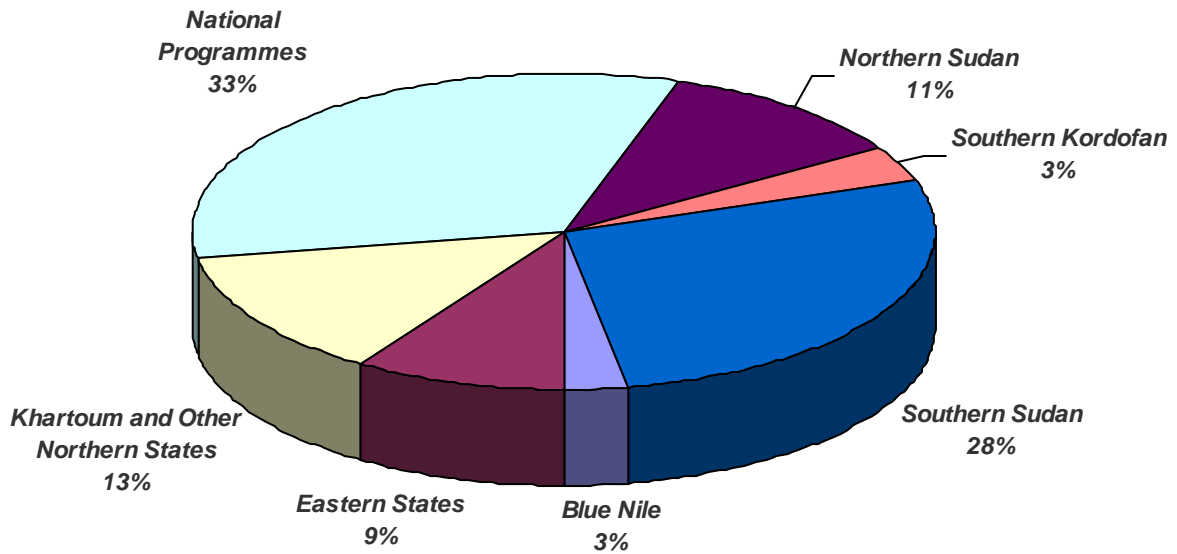


2007 Common Humanitarian Fund for Sudan - Summary by Region

Tuesday, January 29, 2008

2007 Flood Emergency Response

Region	Amount Allocated	Percent of Total
Blue Nile	\$300,000	2.8%
Eastern States	\$1,009,236	9.3%
Khartoum and Other Northern States	\$1,410,764	13.0%
National Programmes	\$3,565,000	32.8%
Northern Sudan	\$1,200,000	11.0%
Southern Kordofan	\$375,000	3.5%
Southern Sudan	\$3,000,000	27.6%
GRAND TOTAL	\$10,860,000	100.0%

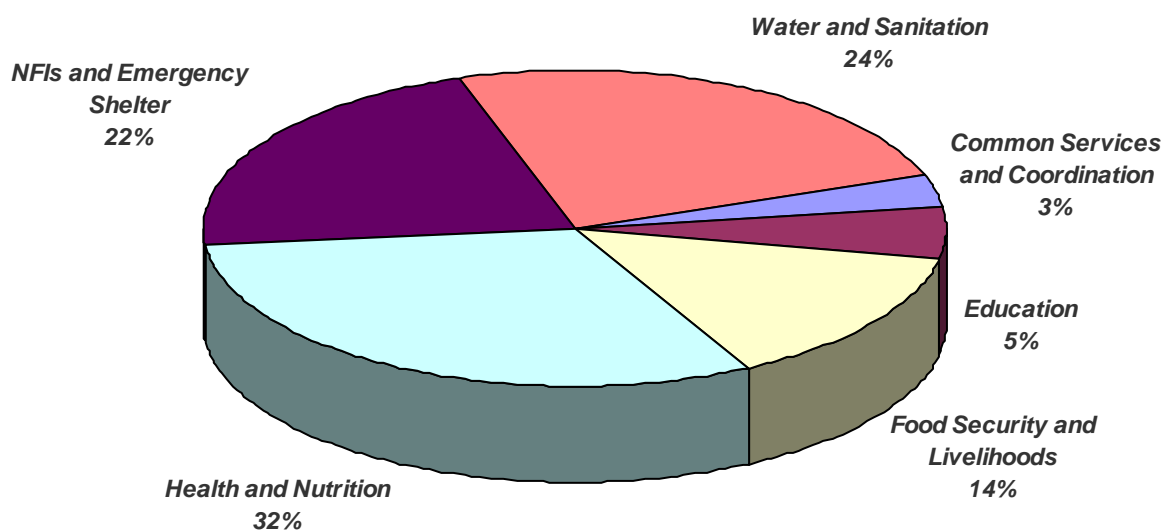


2007 Common Humanitarian Fund for Sudan - Summary by Sector

Tuesday, January 29, 2008

2007 Flood Emergency Response

Sector	Amount Allocated	Percent of Total
Common Services and Coordination	\$350,000	3.2%
Education	\$575,000	5.3%
Food Security and Livelihoods	\$1,535,000	14.1%
Health and Nutrition	\$3,383,135	31.2%
NFIs and Emergency Shelter	\$2,357,715	21.7%
Water and Sanitation	\$2,659,150	24.5%
GRAND TOTAL	\$10,860,000	100.0%



2007 Common Humanitarian Fund for Sudan - Summary by Organisation

Tuesday, January 29, 2008

2007 Flood Emergency Response

Organisation	Amount Allocated	Percent of Total
United Nations	\$8,540,596	78.6%
FAO	\$1,285,000	11.8%
RCO	\$350,000	3.2%
UNFPA	\$100,000	0.9%
UNICEF	\$5,210,951	48.0%
WFP	\$250,000	2.3%
WFP (UNJLC)	\$400,000	3.7%
WHO	\$944,645	8.7%
International NGOs	\$2,319,404	21.4%
ADRA	\$95,000	0.9%
CARE	\$360,000	3.3%
CRS	\$610,764	5.6%
IRD	\$209,150	1.9%
Islamic RW	\$225,000	2.1%
Malaria Consortium	\$580,000	5.3%
SC-UK	\$80,000	0.7%
SC-US	\$60,000	0.6%
Tearfund	\$99,490	0.9%
GRAND TOTAL	\$10,860,000	100.0%

2007 Common Humanitarian Fund for Sudan - Regional Sector Summary

Tuesday, January 29, 2008

2007 Flood Emergency Response

Region and Sector	Amount Allocated	Percent of Total
Blue Nile	\$300,000	2.8%
Food Security and Livelihoods	\$300,000	100.0%
Eastern States	\$1,009,236	9.3%
Education	\$355,000	35.2%
Food Security and Livelihoods	\$280,000	27.7%
Water and Sanitation	\$374,236	37.1%
Khartoum and Other Northern States	\$1,410,764	13.0%
Education	\$220,000	15.6%
Health and Nutrition	\$50,000	3.5%
NFIs and Emergency Shelter	\$75,000	5.3%
Water and Sanitation	\$1,065,764	75.5%
National Programmes	\$3,565,000	32.8%
Health and Nutrition	\$1,680,000	47.1%
NFIs and Emergency Shelter	\$1,375,000	38.6%
Water and Sanitation	\$510,000	14.3%
Northern Sudan	\$1,200,000	11.0%
Health and Nutrition	\$1,200,000	100.0%
Southern Kordofan	\$375,000	3.5%
Food Security and Livelihoods	\$375,000	100.0%
Southern Sudan	\$3,000,000	27.6%
Common Services and Coordination	\$350,000	11.7%
Food Security and Livelihoods	\$580,000	19.3%
Health and Nutrition	\$453,135	15.1%
NFIs and Emergency Shelter	\$907,715	30.3%
Water and Sanitation	\$709,150	23.6%
GRAND TOTAL	\$10,860,000	100.0%

2007 Common Humanitarian Fund for Sudan - Region by Sector

Tuesday, January 29, 2008

2007 Flood Emergency Response

Sector and Region	Amount Allocated	Percent of Total
Common Services and Coordination	\$350,000	3.2%
Southern Sudan	\$350,000	100.0%
Education	\$575,000	5.3%
Eastern States	\$355,000	61.7%
Khartoum and Other Northern States	\$220,000	38.3%
Food Security and Livelihoods	\$1,535,000	14.1%
Blue Nile	\$300,000	19.5%
Eastern States	\$280,000	18.2%
Southern Kordofan	\$375,000	24.4%
Southern Sudan	\$580,000	37.8%
Health and Nutrition	\$3,383,135	31.2%
Khartoum and Other Northern States	\$50,000	1.5%
National Programmes	\$1,680,000	49.7%
Northern Sudan	\$1,200,000	35.5%
Southern Sudan	\$453,135	13.4%
NFIs and Emergency Shelter	\$2,357,715	21.7%
Khartoum and Other Northern States	\$75,000	3.2%
National Programmes	\$1,375,000	58.3%
Southern Sudan	\$907,715	38.5%
Water and Sanitation	\$2,659,150	24.5%
Eastern States	\$374,236	14.1%
Khartoum and Other Northern States	\$1,065,764	40.1%
National Programmes	\$510,000	19.2%
Southern Sudan	\$709,150	26.7%
GRAND TOTAL	\$10,860,000	100.0%

2007 Common Humanitarian Fund for Sudan - Organisation by Region

Tuesday, January 29, 2008

2007 Flood Emergency Response

Region and Organisation	Amount Allocated	Percent of Total
Blue Nile	\$300,000	2.8%
United Nations	\$300,000	100.0%
FAO	\$300,000	100.0%
Eastern States	\$1,009,236	9.3%
United Nations	\$1,009,236	100.0%
FAO	\$30,000	3.0%
UNICEF	\$729,236	72.3%
WFP	\$250,000	24.8%
Khartoum and Other Northern States	\$1,410,764	13.0%
United Nations	\$260,000	18.4%
UNICEF	\$260,000	18.4%
International NGOs	\$1,150,764	81.6%
ADRA	\$95,000	6.7%
CARE	\$160,000	11.3%
CRS	\$530,764	37.6%
Islamic RW	\$225,000	15.9%
SC-UK	\$80,000	5.7%
SC-US	\$60,000	4.3%
National Programmes	\$3,565,000	32.8%
United Nations	\$2,905,000	81.5%
UNFPA	\$100,000	2.8%
UNICEF	\$2,114,000	59.3%
WFP (UNJLC)	\$250,000	7.0%
WHO	\$441,000	12.4%
International NGOs	\$660,000	18.5%
CARE	\$200,000	5.6%
CRS	\$80,000	2.2%
Malaria Consortium	\$380,000	10.7%
Northern Sudan	\$1,200,000	11.0%
United Nations	\$1,000,000	83.3%
UNICEF	\$650,000	54.2%
WHO	\$350,000	29.2%
International NGOs	\$200,000	16.7%

Malaria Consortium	\$200,000	16.7%
Southern Kordofan	\$375,000	3.5%
United Nations	\$375,000	100.0%
FAO	\$375,000	100.0%
Southern Sudan	\$3,000,000	27.6%
United Nations	\$2,691,360	89.7%
FAO	\$580,000	19.3%
RCO	\$350,000	11.7%
UNICEF	\$1,457,715	48.6%
WFP (UNJLC)	\$150,000	5.0%
WHO	\$153,645	5.1%
International NGOs	\$308,640	10.3%
IRD	\$209,150	7.0%
Tearfund	\$99,490	3.3%
GRAND TOTAL	\$10,860,000	100.0%

2007 Common Humanitarian Fund for Sudan - Organisation by Sector

Tuesday, January 29, 2008

2007 Flood Emergency Response

Sector and Organisation	Amount Allocated	Percent of Total
Common Services and Coordination	\$350,000	3.2%
United Nations	\$350,000	100.0%
RCO	\$350,000	100.0%
Education	\$575,000	5.3%
United Nations	\$355,000	61.7%
UNICEF	\$355,000	61.7%
International NGOs	\$220,000	38.3%
CRS	\$80,000	13.9%
SC-UK	\$80,000	13.9%
SC-US	\$60,000	10.4%
Food Security and Livelihoods	\$1,535,000	14.1%
United Nations	\$1,535,000	100.0%
FAO	\$1,285,000	83.7%
WFP	\$250,000	16.3%
Health and Nutrition	\$3,383,135	31.2%
United Nations	\$2,573,645	76.1%
UNFPA	\$100,000	3.0%
UNICEF	\$1,529,000	45.2%
WHO	\$944,645	27.9%
International NGOs	\$809,490	23.9%
CRS	\$130,000	3.8%
Malaria Consortium	\$580,000	17.1%
Tearfund	\$99,490	2.9%
NFIs and Emergency Shelter	\$2,357,715	21.7%
United Nations	\$2,082,715	88.3%
UNICEF	\$1,682,715	71.4%
WFP (UNJLC)	\$400,000	17.0%
International NGOs	\$275,000	11.7%
CARE	\$200,000	8.5%
CRS	\$75,000	3.2%

Water and Sanitation	\$2,659,150	24.5%
United Nations	\$1,644,236	61.8%
UNICEF	\$1,644,236	61.8%
International NGOs	\$1,014,914	38.2%
ADRA	\$95,000	3.6%
CARE	\$160,000	6.0%
CRS	\$325,764	12.3%
IRD	\$209,150	7.9%
Islamic RW	\$225,000	8.5%
GRAND TOTAL	\$10,860,000	100.0%

2007 Common Humanitarian Fund for Sudan - Organisation by Region and Sector

Tuesday, January 29, 2008

2007 Flood Emergency Response

Region, Sector and Organisation	<i>Blue Nile</i>	Amount Allocated	Percent of Total
Blue Nile		\$300,000	2.8%
Food Security and Livelihoods		\$300,000	100.0%
United Nations		\$300,000	100.0%
FAO		\$300,000	100.0%
<hr/>			
Eastern States		\$1,009,236	9.3%
Education		\$355,000	35.2%
United Nations		\$355,000	35.2%
UNICEF		\$355,000	35.2%
Food Security and Livelihoods		\$280,000	27.7%
United Nations		\$280,000	27.7%
FAO		\$30,000	3.0%
WFP		\$250,000	24.8%
Water and Sanitation		\$374,236	37.1%
United Nations		\$374,236	37.1%
UNICEF		\$374,236	37.1%
<hr/>			
Khartoum and Other Northern States		\$1,410,764	13.0%
Education		\$220,000	15.6%
International NGOs		\$220,000	15.6%
CRS		\$80,000	5.7%
SC-UK		\$80,000	5.7%
SC-US		\$60,000	4.3%
Health and Nutrition		\$50,000	3.5%
International NGOs		\$50,000	3.5%
CRS		\$50,000	3.5%
NFIs and Emergency Shelter		\$75,000	5.3%
International NGOs		\$75,000	5.3%
CRS		\$75,000	5.3%
Water and Sanitation		\$1,065,764	75.5%
United Nations		\$260,000	18.4%
UNICEF		\$260,000	18.4%

International NGOs	\$805,764	57.1%
ADRA	\$95,000	6.7%
CARE	\$160,000	11.3%
CRS	\$325,764	23.1%
Islamic RW	\$225,000	15.9%

National Programmes	\$3,565,000	32.8%
----------------------------	--------------------	--------------

Health and Nutrition	\$1,680,000	47.1%
-----------------------------	--------------------	--------------

United Nations	\$1,220,000	34.2%
-----------------------	--------------------	--------------

UNFPA	\$100,000	2.8%
-------	-----------	------

UNICEF	\$679,000	19.0%
--------	-----------	-------

WHO	\$441,000	12.4%
-----	-----------	-------

International NGOs	\$460,000	12.9%
---------------------------	------------------	--------------

CRS	\$80,000	2.2%
-----	----------	------

Malaria Consortium	\$380,000	10.7%
--------------------	-----------	-------

NFIs and Emergency Shelter	\$1,375,000	38.6%
-----------------------------------	--------------------	--------------

United Nations	\$1,175,000	33.0%
-----------------------	--------------------	--------------

UNICEF	\$925,000	25.9%
--------	-----------	-------

WFP (UNJLC)	\$250,000	7.0%
-------------	-----------	------

International NGOs	\$200,000	5.6%
---------------------------	------------------	-------------

CARE	\$200,000	5.6%
------	-----------	------

Water and Sanitation	\$510,000	14.3%
-----------------------------	------------------	--------------

United Nations	\$510,000	14.3%
-----------------------	------------------	--------------

UNICEF	\$510,000	14.3%
--------	-----------	-------

Northern Sudan	\$1,200,000	11.0%
-----------------------	--------------------	--------------

Health and Nutrition	\$1,200,000	100.0%
-----------------------------	--------------------	---------------

United Nations	\$1,000,000	83.3%
-----------------------	--------------------	--------------

UNICEF	\$650,000	54.2%
--------	-----------	-------

WHO	\$350,000	29.2%
-----	-----------	-------

International NGOs	\$200,000	16.7%
---------------------------	------------------	--------------

Malaria Consortium	\$200,000	16.7%
--------------------	-----------	-------

Southern Kordofan	\$375,000	3.5%
--------------------------	------------------	-------------

Food Security and Livelihoods	\$375,000	100.0%
--------------------------------------	------------------	---------------

United Nations	\$375,000	100.0%
-----------------------	------------------	---------------

FAO	\$375,000	100.0%
-----	-----------	--------

Southern Sudan	\$3,000,000	27.6%
Common Services and Coordination	\$350,000	11.7%
United Nations	\$350,000	11.7%
RCO	\$350,000	11.7%
Food Security and Livelihoods	\$580,000	19.3%
United Nations	\$580,000	19.3%
FAO	\$580,000	19.3%
Health and Nutrition	\$453,135	15.1%
United Nations	\$353,645	11.8%
UNICEF	\$200,000	6.7%
WHO	\$153,645	5.1%
International NGOs	\$99,490	3.3%
Tearfund	\$99,490	3.3%
NFIs and Emergency Shelter	\$907,715	30.3%
United Nations	\$907,715	30.3%
UNICEF	\$757,715	25.3%
WFP (UNJLC)	\$150,000	5.0%
Water and Sanitation	\$709,150	23.6%
United Nations	\$500,000	16.7%
UNICEF	\$500,000	16.7%
International NGOs	\$209,150	7.0%
IRD	\$209,150	7.0%
GRAND TOTAL	\$10,860,000	100.0%

2007 Common Humanitarian Fund for Sudan - Organisation by Sector and Region

Tuesday, January 29, 2008

2007 Flood Emergency Response

Common Services and Coordination	\$350,000	3.2%
Southern Sudan	\$350,000	100.0%
United Nations	\$350,000	100.0%
RCO	\$350,000	100.0%
Education	\$575,000	5.3%
Eastern States	\$355,000	100.0%
United Nations	\$355,000	100.0%
UNICEF	\$355,000	100.0%
Khartoum and Other Northern States	\$220,000	100.0%
International NGOs	\$220,000	100.0%
CRS	\$80,000	36.4%
SC-UK	\$80,000	36.4%
SC-US	\$60,000	27.3%
Food Security and Livelihoods	\$1,535,000	14.1%
Blue Nile	\$300,000	100.0%
United Nations	\$300,000	100.0%
FAO	\$300,000	100.0%
Eastern States	\$280,000	100.0%
United Nations	\$280,000	100.0%
FAO	\$30,000	10.7%
WFP	\$250,000	89.3%
Southern Kordofan	\$375,000	100.0%
United Nations	\$375,000	100.0%
FAO	\$375,000	100.0%

Southern Sudan	\$580,000	100.0%
United Nations	\$580,000	100.0%
FAO	\$580,000	100.0%

Health and Nutrition	\$3,383,135	31.2%
-----------------------------	--------------------	--------------

Khartoum and Other Northern States	\$50,000	100.0%
International NGOs	\$50,000	100.0%
CRS	\$50,000	100.0%

National Programmes	\$1,680,000	100.0%
United Nations	\$1,220,000	72.6%
UNFPA	\$100,000	6.0%
UNICEF	\$679,000	40.4%
WHO	\$441,000	26.3%
International NGOs	\$460,000	27.4%
CRS	\$80,000	4.8%
Malaria Consortium	\$380,000	22.6%

Northern Sudan	\$1,200,000	100.0%
United Nations	\$1,000,000	83.3%
UNICEF	\$650,000	54.2%
WHO	\$350,000	29.2%
International NGOs	\$200,000	16.7%
Malaria Consortium	\$200,000	16.7%

Southern Sudan	\$453,135	100.0%
United Nations	\$353,645	78.0%
UNICEF	\$200,000	44.1%
WHO	\$153,645	33.9%
International NGOs	\$99,490	22.0%
Tearfund	\$99,490	22.0%

NFIs and Emergency Shelter	\$2,357,715	21.7%
Khartoum and Other Northern States	\$75,000	100.0%
International NGOs	\$75,000	100.0%
CRS	\$75,000	100.0%
National Programmes	\$1,375,000	100.0%
United Nations	\$1,175,000	85.5%
UNICEF	\$925,000	67.3%
WFP (UNJLC)	\$250,000	18.2%
International NGOs	\$200,000	14.5%
CARE	\$200,000	14.5%
Southern Sudan	\$907,715	100.0%
United Nations	\$907,715	100.0%
UNICEF	\$757,715	83.5%
WFP (UNJLC)	\$150,000	16.5%
Water and Sanitation	\$2,659,150	24.5%
Eastern States	\$374,236	100.0%
United Nations	\$374,236	100.0%
UNICEF	\$374,236	100.0%
Khartoum and Other Northern States	\$1,065,764	100.0%
United Nations	\$260,000	24.4%
UNICEF	\$260,000	24.4%
International NGOs	\$805,764	75.6%
ADRA	\$95,000	8.9%
CARE	\$160,000	15.0%
CRS	\$325,764	30.6%
Islamic RW	\$225,000	21.1%
National Programmes	\$510,000	100.0%
United Nations	\$510,000	100.0%
UNICEF	\$510,000	100.0%

Southern Sudan	\$709,150	100.0%
United Nations	\$500,000	70.5%
UNICEF	\$500,000	70.5%
International NGOs	\$209,150	29.5%
IRD	\$209,150	29.5%
<hr/>		
GRAND TOTAL	\$10,860,000	100.0%